


# Parts Catalog

Mazda MX-5 MIATA  
U.S.A.  
( '95 ▶ '96 )



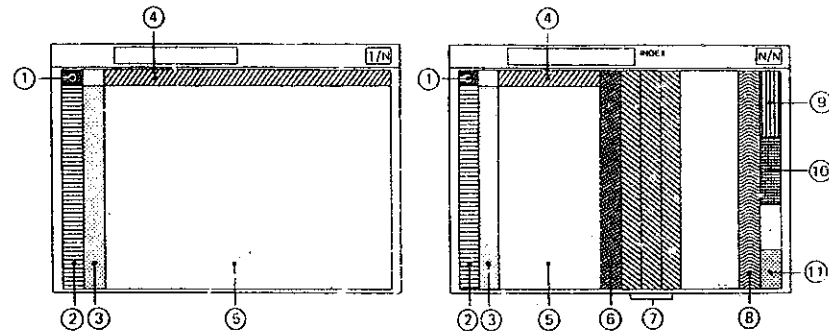
NA35 • -600001-700000  
NA3 • -700001-800000

Jul. '97 (FINAL)  
Catalog No. AU-NA05-04

**mazda**  
© 1997 Mazda Motor Corporation

## LAYOUT OF CONTENTS / DISPOSITION TYPOGRAPHIQUE DE CONTENU / DISPOSICION DEL CONTENIDO / ANORDNUNG DES INHALTS

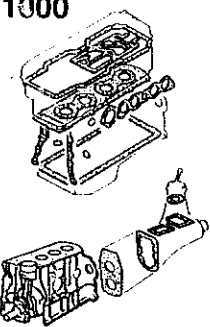
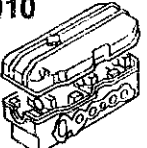
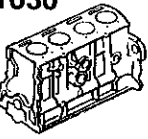
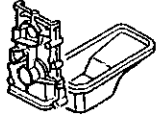
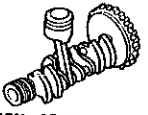
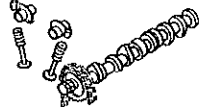
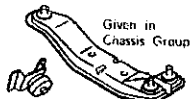
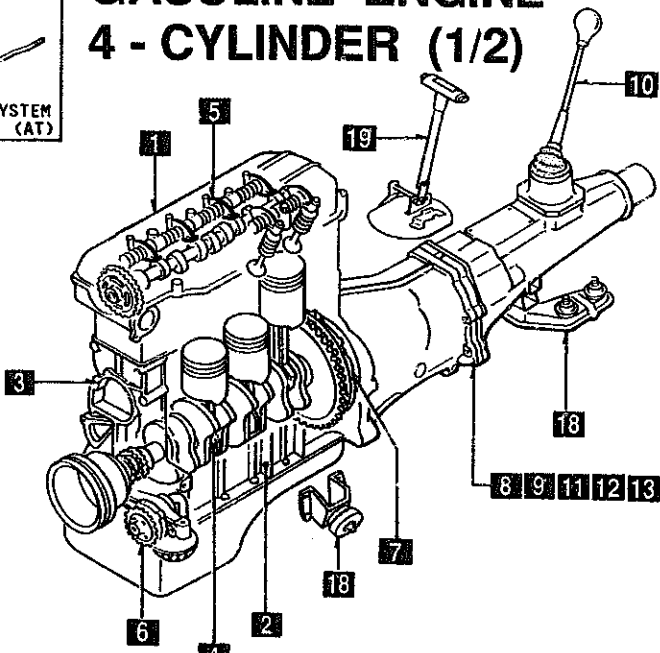
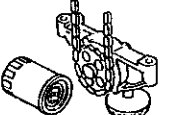

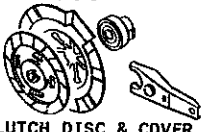
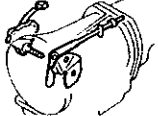
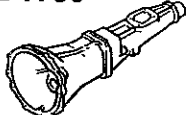
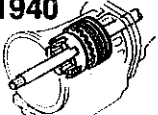
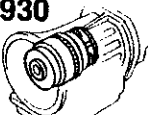

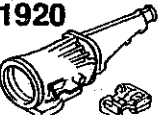

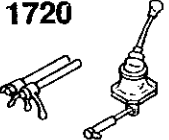
- The following is a typical example of the layout of contents on Mazda microfiche parts catalog.
- Voici un exemple typique de la disposition typographique de contenu dans les microfiches de catalogue des pièces de Mazda.
- El siguiente es un ejemplo típico de la disposición del contenido en una microficha del catálogo de repuestos de Mazda.
- Folgendes ist ein typisches Beispiel der Inhaltsanordnung des Mazda-Mikrofiche-Teilekatalogs.



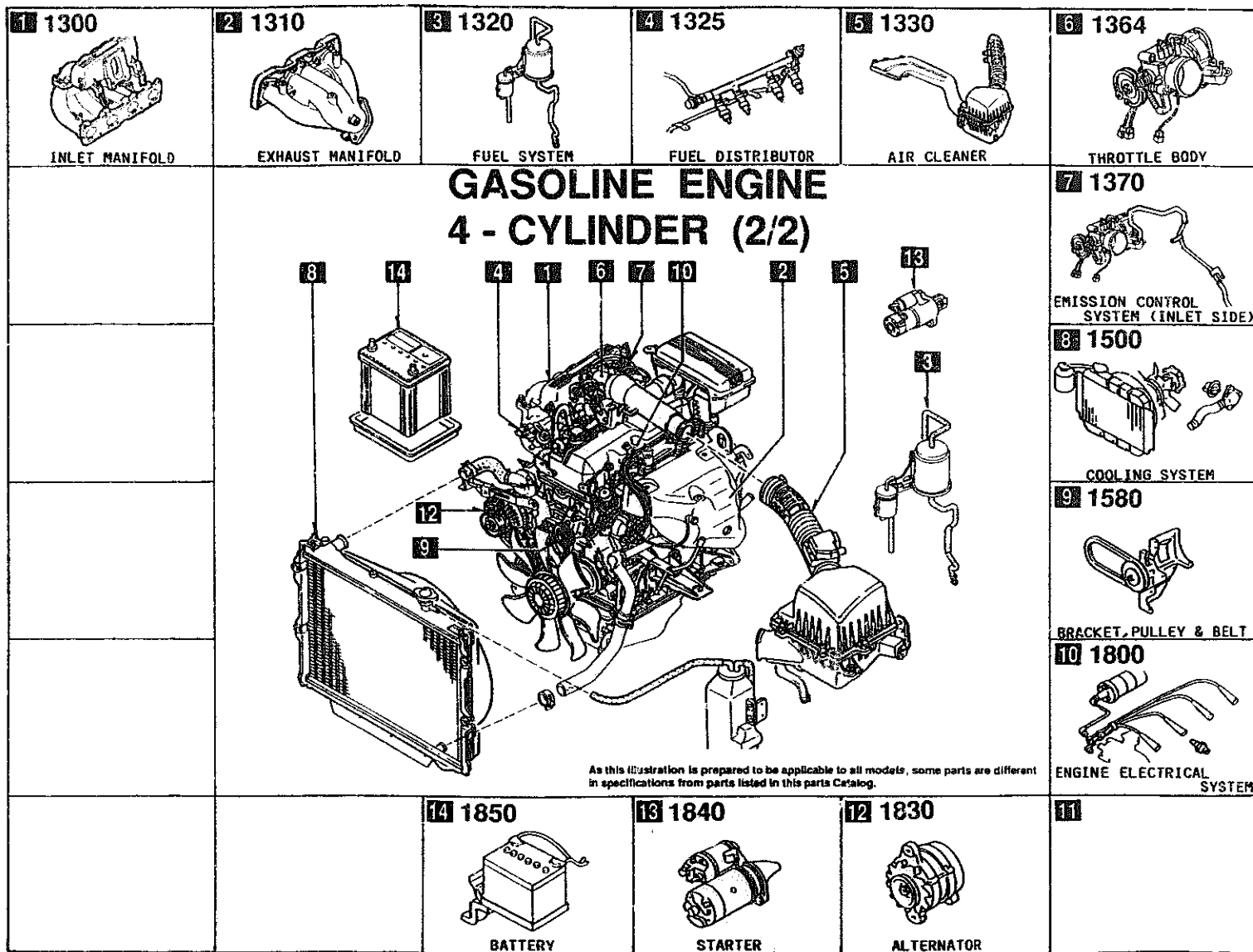
Remark : The items listed under ④ have been deleted from each fiche since Dec. '93

- |  |   |   |
|--|---|---|
| ① • Layout of contents<br>• Disposition Typographique de Contenu<br>• Disposición del contenido<br>• Anordnung des Inhalts   | ② • Pictorial Index<br>• Index par Schémas<br>• Índice Gráfico<br>• Illustrierter Index                           | ③ • Master Section No. Index<br>• Index de Numéros des Sections Totale<br>• Índice del Número de la Sección Maestra<br>• Hauptabschnittsnummer-Index        |
| <del>④ • Section No. Index for the Column<br/>• Index des Numéros des Sections pour les Colonnes<br/>• N° de la Sección para el Índice<br/>• Abschnittsnummer-Index für die Spalte</del> | ⑤ • Illustration & Text<br>• Illustrations et Textes<br>• Ilustración y Texto<br>• Abbildung und Text             | ⑥ • Part No. Index<br>• Index des Numéros des Pièces<br>• Índice del N° de Pieza<br>• Teile-Nr.-Index   |
| ⑦ • Alphabetical Index<br>• Index Alphabétique<br>• Índice Alfabético<br>• Alphabetischer Index  | ⑧ • Model Identification<br>• Identification des Modèles<br>• Identificación del Modelo<br>• Modell-Kennzeichnung | ⑨ • Vehicle Identification System<br>• Système d'Identification de Véhicule<br>• Sistema de Identificación de Vehículo<br>• Fahrzeug-Identifikations-system |








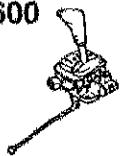
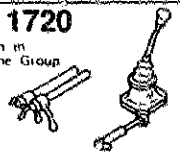
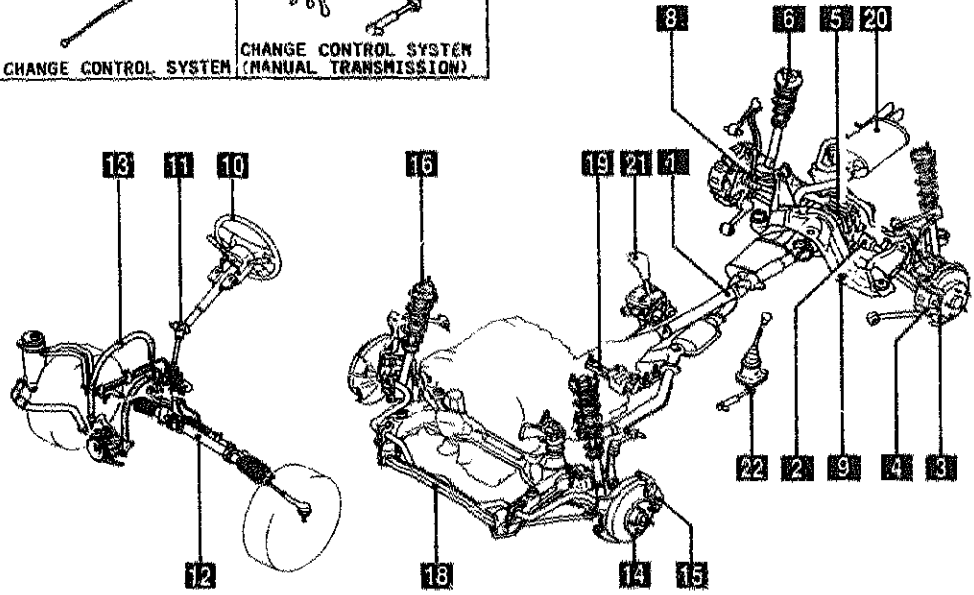







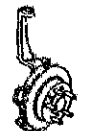



## PICTORIAL INDEX

<p><b>1000</b></p>  <p style="text-align: center;"><b>ENGINE &amp; GASKET SETS</b></p>	<p><b>1 1010</b></p>  <p style="text-align: center;"><b>CYLINDER HEAD &amp; COVER</b></p>	<p><b>2 1030</b></p>  <p style="text-align: center;"><b>CYLINDER BLOCK</b></p>	<p><b>3 1040</b></p>  <p style="text-align: center;"><b>OIL PAN &amp; TIMING COVER</b></p>	<p><b>4 1100</b></p>  <p style="text-align: center;"><b>PISTON, CRANKSHAFT &amp; FLYWHEEL</b></p>	<p><b>5 1200</b></p>  <p style="text-align: center;"><b>VALVE SYSTEM</b></p>
<p><b>18 3900</b></p>  <p style="text-align: center;"><b>ENGINE &amp; T/MISSION MOUNTINGS</b></p>	<p><b>GASOLINE ENGINE 4 - CYLINDER (1/2)</b></p> 				<p><b>6 1400</b></p>  <p style="text-align: center;"><b>OIL PUMP &amp; FILTER</b></p>
<p><b>17 1960</b></p>  <p style="text-align: center;"><b>GASKET &amp; SEAL KIT (AUTOMATIC)</b></p>	<p><small>As this illustration is prepared to be applicable to all models, some parts are different in specifications from parts listed in this parts Catalog.</small></p>				<p><b>7 1600</b></p>  <p style="text-align: center;"><b>CLUTCH DISC &amp; COVER (MANUAL)</b></p>
<p><b>16 1950</b></p>  <p style="text-align: center;"><b>MANUAL LINKAGE SYSTEM (AUTOMATIC)</b></p>					<p><b>8 1700</b></p>  <p style="text-align: center;"><b>TRANSMISSION CASE (MANUAL)</b></p>
<p><b>15 1940</b></p>  <p style="text-align: center;"><b>GOVERNOR, LOW &amp; REVERSE PISTON (AUTOMATIC)</b></p>	<p><b>14 1930</b></p>  <p style="text-align: center;"><b>CLUTCHES &amp; PLANETARY GEARS (AUTOMATIC)</b></p>	<p><b>13 1925</b></p>  <p style="text-align: center;"><b>CONTROL VALVE (AUTOMATIC)</b></p>	<p><b>12 1920</b></p>  <p style="text-align: center;"><b>TRANSMISSION CASE &amp; MAIN CONTROL SYSTEM (AUTOMATIC)</b></p>	<p><b>11 1910</b></p>  <p style="text-align: center;"><b>TORQUE CONVERTER, OIL PUMP &amp; PIPINGS (AUTOMATIC)</b></p>	<p><b>10 1720</b></p>  <p style="text-align: center;"><b>CHANGE CONTROL SYSTEM (MANUAL)</b></p>

## PICTORIAL INDEX





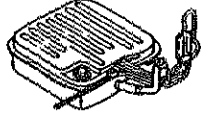

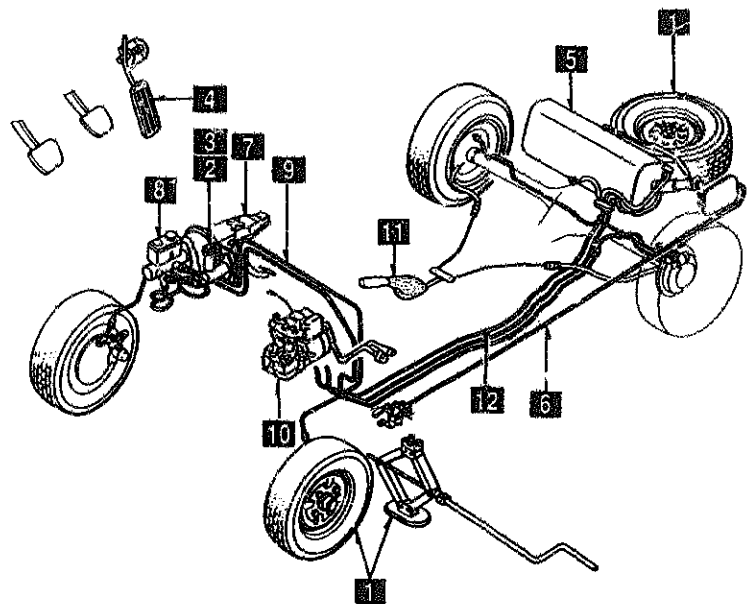
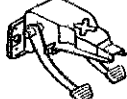


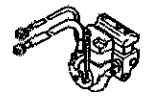




# PICTORIAL INDEX



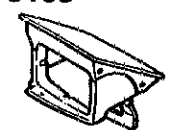
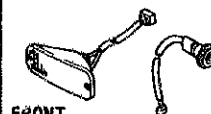


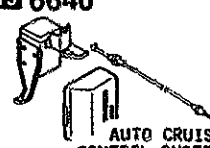
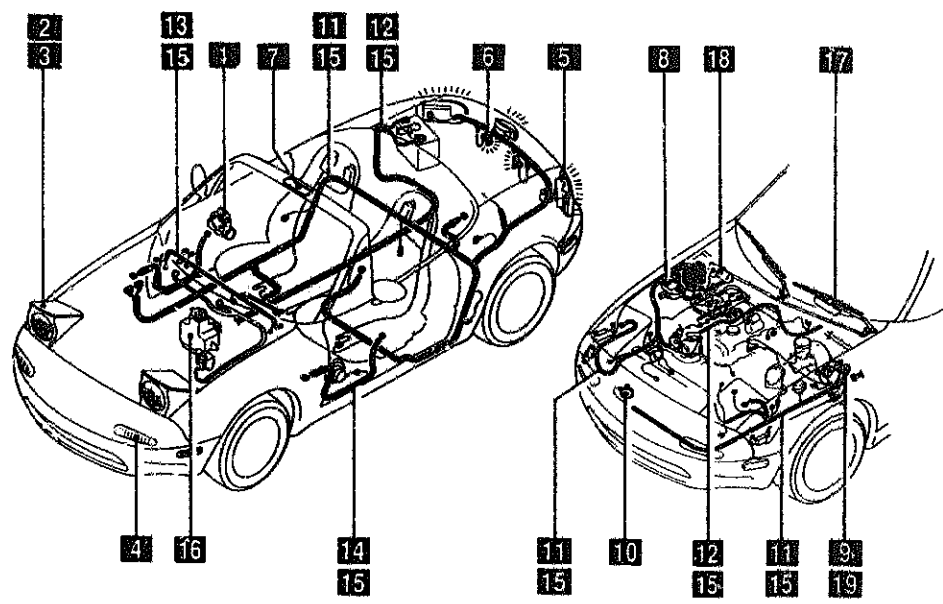




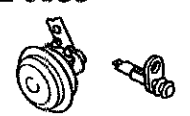

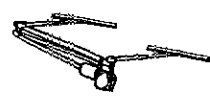


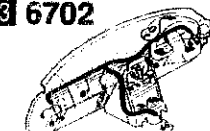

<b>12505</b>  REAR PROPELLER SHAFT	<b>22550</b>  REAR DRIVE SHAFT	<b>32600</b>  REAR AXLE	<b>42610</b>  REAR BRAKE MECHANISMS	<b>52710</b>  REAR DIFFERENTIALS	<b>62800</b>  REAR SUSPENSION MECHANISMS	
<b>204000</b>  EXHAUST SYSTEM	<b>214600</b>  CHANGE CONTROL SYSTEM	<b>221720</b> Given in Engine Group  CHANGE CONTROL SYSTEM (MANUAL TRANSMISSION)	<h2 style="margin: 0;">CHASSIS (1/2)</h2> 		<b>72</b>  REAR STABILIZER	
<b>193900</b>  ENGINE & MISSION MOUNTINGS			<b>82810</b>  REAR LOWER ARMS & SUB FRAME			
<b>133410</b>  CROSSMEMBER & STABILIZER			<b>93200</b>  STEERING WHEEL			
<b>17</b>	<b>163400</b>  FRONT SUSPENSION MECHANISMS	<b>153310</b>  FRONT BRAKE MECHANISMS	<b>143300</b>  FRONT AXLE	<b>133240</b>  POWER STEERING SYSTEM (FRONT)	<b>123220</b>  STEERING GEAR	<b>113210</b>  STEERING COLUMN & SHAFTS

As this illustration is prepared to be applicable to all models, some parts are different in specifications from parts listed in this parts Catalog.



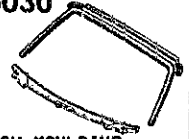

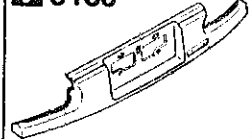

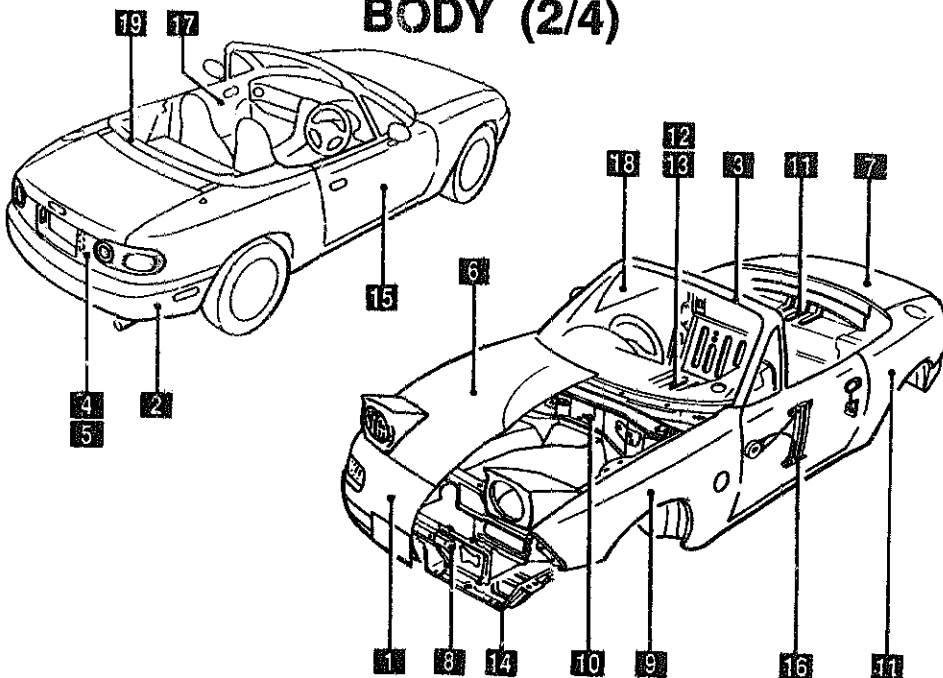



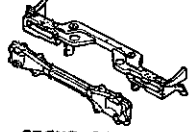
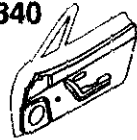
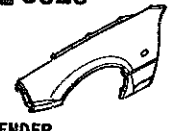


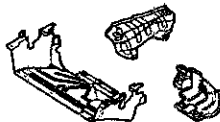


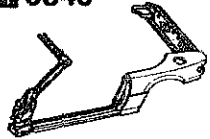
## PICTORIAL INDEX

<b>1</b> 3700  TIRES & JACK	<b>2</b> 4140  CLUTCH RELEASE & MASTER CYLINDERS	<b>3</b> 4145  CLUTCH PIPINGS	<b>4</b> 4160  ACCELERATOR CONTROL SYSTEM	<b>5</b> 4200  FUEL TANK	<b>6</b> 4210  FUEL LID OPENER
<h3 style="margin: 0;">CHASSIS (2/2)</h3> 					
As this illustration is prepared to be applicable to all models, some parts are different in specifications from parts listed in this parts Catalog.					
				<b>7</b> 4300  CLUTCH & BRAKE PEDALS	<b>8</b> 4340  BRAKE MASTER CYLINDER & POWER BRAKE
				<b>9</b> 4360  BRAKE PIPINGS	<b>10</b> 4370  ANTILOCK BRAKE SYSTEM
			<b>11</b> 4500  FUEL PIPINGS	<b>11</b> 4400  PARKING BRAKE SYSTEM	

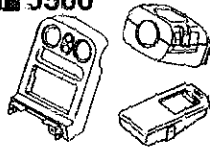

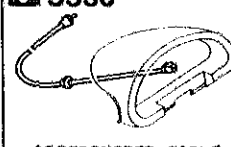
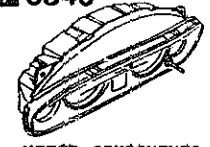

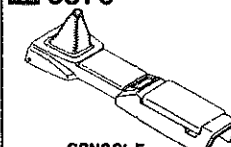
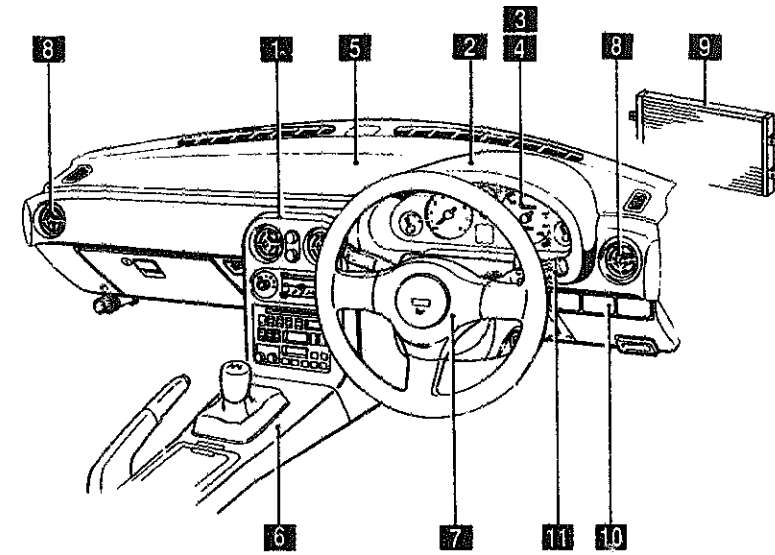
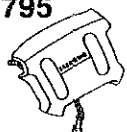




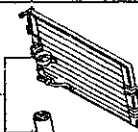


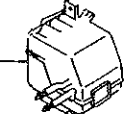
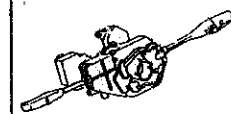
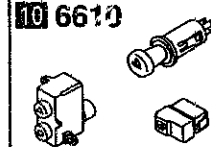
## PICTORIAL INDEX

<b>1 0900</b>  KEY SETS	<b>2 5100</b>  HEAD LAMPS	<b>3 5103</b>  HEAD LAMP RETRACTORS	<b>4 5105</b>  FRONT COMBINATION LAMPS	<b>5 5110</b>  REAR COMBINATION LAMPS	<b>6 5120</b>  LICENSE LAMPS
<b>19 6640</b>  AUTO CRUISE CONTROL SYSTEM	<h3 style="margin: 0;">BODY (1/4)</h3>  <p style="font-size: small; text-align: center;">As this illustration is prepared to be applicable to all models, some parts are different in specifications from parts listed in this parts Catalog.</p>				<b>7 5125</b>  INTERIOR LAMPS
<b>18 6740</b>  WIPER MOTOR COMPONENTS (FRONT)	<b>8 6600</b>  SWITCHES & RELAYS (ENGINE)	<b>9 6630</b>  RELAYS & UNIT (BODY)	<b>10 6635</b>  DOOR SWITCH & HORNS	<b>11 6700</b>  WIRING HARNESSES (FRONT & REAR)	
<b>17 6730</b>  WINDSHIELD WIPERS	<b>15 6704</b>  WIRING HARNESS CLAMPS	<b>14 6703</b>  WIRING HARNESSES (DOOR, FLOOR/CEILING)	<b>13 6702</b>  WIRING HARNESSES (DASHBOARD)	<b>12 6701</b>  WIRING HARNESSES (ENGINE & T/MISSION)	

## PICTORIAL INDEX






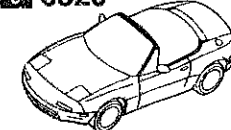
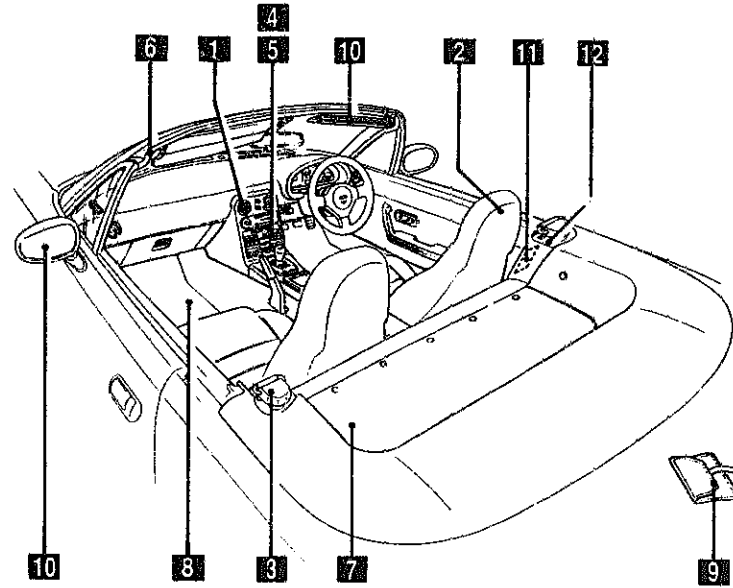

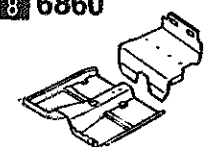




<b>1</b> 5000  FRONT BUMPER	<b>2</b> 5010  REAR BUMPER	<b>3</b> 5030  WINDOW MOULDING & COWL GRILLES	<b>4</b> 5170  ORNAMENTS	<b>5</b> 5180  REAR FINISHER	<b>6</b> 5230  BONNET
<h3 style="margin: 0;">BODY (2/4)</h3> 					
<b>19</b> 6330  SUNROOF					<b>7</b> 5260  TRUNK LID
<b>18</b> 6300  WINDOW GLASSES					<b>8</b> 5310  FRONT PANELS
<b>17</b> 5840  FRONT DOOR TRIMS & RELATED PARTS					<b>9</b> 5320  FENDER & WHEEL APRON PANELS
<b>16</b> 5830  FRONT DOOR MECHANISMS	<b>15</b> 5800  FRONT DOORS	<b>14</b> 5390  FLOOR ATTACHMENTS	<b>13</b> 5380  FLOOR ATTACHMENTS (HOLE COVERS)	<b>12</b> 5370  FLOOR PANELS	<b>11</b> 5340  SIDE PANELS

## PICTORIAL INDEX

<p><b>1</b> 5500</p>  <p>DASHBOARD EQUIPMENTS</p>	<p><b>2</b> 5520</p>  <p>METER HOOD</p>	<p><b>3</b> 5530</p>  <p>SPEEDOMETER CABLE</p>	<p><b>4</b> 5540</p>  <p>METER COMPONENTS</p>	<p><b>5</b> 5560</p>  <p>DASHBOARD &amp; RELATED PARTS</p>	<p><b>6</b> 5570</p>  <p>CONSOLE</p>
<h3 style="margin: 0;">BODY (3/4)</h3> 					
<p><b>7</b> 5795</p>  <p>AIR BAG</p>					
<p><b>8</b></p>  <p>6115</p>  <p>6110</p>  <p>6100</p>  <p>6120 HEATER</p>					
<p><b>9</b></p>  <p>6130</p>  <p>6135</p>  <p>6140</p>  <p>6150 AIR CONDITIONER</p>					
<p><b>11</b> 6611</p>  <p>COMBINATION SWITCH</p>					
<p><b>10</b> 6610</p>  <p>DASHBOARD SWITCHES</p>					



## PICTORIAL INDEX

<b>1</b> 5580  VENTILATOR	<b>2</b> 5700  SEATS	<b>3</b> 5790  SEAT BELTS	<b>4</b> 6680  AUDIO SYSTEMS (RADIO & TAPE DECK)	<b>5</b> 6682  AUDIO SYSTEMS (ANTENNA & SPEAKER)	<b>6</b> 6820  FRONT HEADER TRIM & PILLAR TRIMS
<h3 style="margin: 0;">BODY (4/4)</h3> 					
As this illustration is prepared to be applicable to all models, some parts are different in specifications from parts listed in this parts Catalog.					
				<b>7</b> 6840  TRIMS & SCUFF PLATES	<b>8</b> 6860  FLOOR MATS & PADS
				<b>9</b> 6870  SERVICE TOOLS	<b>10</b> 6900  VISORS, ASSIST HANDLES & MIRRORS
			<b>12</b> 7250  QUARTER WINDOW & TRIMS	<b>11</b> 6930  CAUTION PLATES & LABELS	

## SECTION NAME INDEX (ENGINE)

LO.NO	SEC.NO	SECTION NAME	LO.NO	SEC.NO	SECTION NAME	LO.NO	SEC.NO	SECTION NAME
1-C03	1000	ENGINE & GASKET SETS	1-K09	1950	AUTOMATIC TRANSMISSION MANUAL LINKAGE SYSTEM			
1-E03	1010	CYLINDER HEAD & COVER	1-M09	1960	AUTOMATIC TRANSMISSION GASKET & SEAL KIT			
1-H03	1030	CYLINDER BLOCK						
1-J03	1040	OIL PAN & TIMING COVER						
1-L03	1100	PISTON, CRANKSHAFT & FLYWHEEL						
1-C04	1200	VALVE SYSTEM						
1-E04	1300	INLET MANIFOLD						
1-F04	1310	EXHAUST MANIFOLD						
1-G04	1320	FUEL SYSTEM						
1-I04	1325	FUEL DISTRIBUTOR						
1-J04	1330	AIR CLEANER						
1-L04	1364	THROTTLE BODY						
1-M04	1370	EMISSION CONTROL SYSTEM (INLET SIDE)						
1-C05	1400	OIL PUMP & FILTER						
1-E05	1500	COOLING SYSTEM						
1-H05	1580	BRACKET, PULLEY & BELT						
1-C06	1600	CLUTCH DISC & COVER						
1-D06	1700	MANUAL TRANSMISSION CASE						
1-E06	1710	MANUAL TRANSMISSION GEARS						
1-J06	1720	MANUAL TRANSMISSION CHANGE CONTROL SYSTEM						
1-M06	1800	ENGINE ELECTRICAL SYSTEM						
1-C07	1830	ALTERNATOR						
1-E07	1840	STARTER (MT)						
1-G07	1840 A	STARTER (AT)						
1-I07	1850	BATTERY						
1-J07	1910	AUTOMATIC TRANSMISSION TORQUE CONVERTER, OIL PUMP & PIPINGS						
1-M07	1920	AUTOMATIC TRANSMISSION CASE & MAIN CONTROL SYSTEM						
1-F08	1925	AUTOMATIC TRANSMISSION CONTROL VALVE						
1-M08	1930	AUTOMATIC TRANSMISSION CLUTCHES & PLANETARY GEARS						
1-H09	1940	AUTOMATIC TRANSMISSION GOVERNOR, LOW & REVERSE PISTON						

CATLOG-NO= AUNA05-04

DATE. 1997-07

PAGE. 1

## SECTION NAME INDEX (CHASSIS)

LD.NO	SEC.NO	SECTION NAME	LD.NO	SEC.NO	SECTION NAME	LD.NO	SEC.NO	SECTION NAME
1-C11	2505	REAR PROPELLER SHAFT	1-F16	4340	BRAKE MASTER CYLINDER & POWER BRAKE (W/O ANTILOCK BRAKE)			
1-D11	2550	REAR DRIVE SHAFT						
1-F11	2600	REAR AXLE	1-H16	4340 A	BRAKE MASTER CYLINDER & POWER BRAKE (W/ANTILOCK BRAKE)			
1-G11	2610	REAR BRAKE MECHANISMS						
1-J11	2710	REAR DIFFERENTIALS (NORMAL DIFF.)	1-K16	4360	BRAKE PIPINGS (W/O ANTI LOCK BRAKE SYSTEM)			
1-C12	2710 A	REAR DIFFERENTIALS (LIMITED SLIP DIFF.)	1-M16	4360 A	BRAKE PIPINGS (ANTI LOCK BRAKE SYSTEM)			
1-G12	2800	REAR SUSPENSION MECHANISMS	2-C03	4370	ANTILOCK BRAKE SYSTEM			
1-H12	2810	REAR STABILIZER	2-E03	4400	PARKING BRAKE SYSTEM			
1-I12	2830	REAR LOWER ARMS & SUB FRAME	2-G03	4500	FUEL PIPINGS			
1-K12	3200	STEERING WHEEL	2-I03	4600	CHARGE CONTROL SYSTEM (AT)			
1-L12	3210	STEERING COLUMN & SHAFTS						
1-M12	3220	STEERING GEAR (W/O POWER STEERING)						
1-C13	3220 A	STEERING GEAR (W/POWER STEERING)						
1-H13	3240	POWER STEERING SYSTEM						
1-K13	3300	FRONT AXLE (W/O ANTILOCK BRAKE)						
1-L13	3300 A	FRONT AXLE (W/ANTILOCK BRAKE)						
1-M13	3310	FRONT BRAKE MECHANISMS						
1-N13	3400	FRONT SUSPENSION MECHANISMS						
1-E14	3410	CROSSMEMBER & STABILIZER						
1-F14	3700	TIRES & JACK						
1-C15	3900	ENGINE & T/MISSION MOUNTINGS						
1-D15	4000	EXHAUST SYSTEM						
1-F15	4140	MANUAL TRANSMISSION CLUTCH RELEASE & MASTER CYLINDERS						
1-G15	4145	MANUAL TRANSMISSION CLUTCH PIPINGS						
1-H15	4160	ACCELERATOR CONTROL SYSTEM						
1-I15	4200	FUEL TANK						
1-L15	4210	FUEL LID OPENER						
1-M15	4300	MANUAL TRANSMISSION CLUTCH & BRAKE PEDALS						
1-D16	4300A	AUTOMATIC TRANSMISSION BRAKE PEDAL						

CATLOG-NO= AUNA05-04

DATE. 1997-07

PAGE. 2

3-02

## SECTION NAME INDEX (BODY)

LO.NO	SEC.NO	SECTION NAME	LO.NO	SEC.NO	SECTION NAME	LO.NO	SEC.NO	SECTION NAME
2-C05	0900	KEY SETS	2-C14	6100	HEATER	3-D06	6900	SUN VISORS, ASSIST HANDLES & MIRRORS
2-E05	5000	FRONT BUMPER	2-D14	6110	HEATER UNIT COMPONENTS	3-G06	6930	CAUTION PLATES & LABELS
2-H05	5010	REAR BUMPER	2-E14	6115	HEATER CONTROL COMPONENTS	3-I06	7250	QUARTER WINDOW & TRIMS
2-J05	5030	WINDOW MOLDING & COWL GRILLES	2-G14	6120	HEATER BLOWER COMPONENTS			
2-K05	5100	HEAD LAMPS	2-H14	6130	AIR CONDITIONER			
2-L05	5103	HEAD LAMP RETRACTORS	2-L14	6135	AIR CONDITIONING COOLING PIPE O-RING			
2-C06	5105	FRONT COMBINATION LAMPS	2-M14	6140	AIR CONDITIONING COMPRESSOR COMPONENTS			
2-E06	5110	REAR COMBINATION LAMPS	2-C15	6150	AIR CONDITIONING COOLING UNIT			
2-H06	5120	LICENSE LAMPS	2-D15	6300	WINDOW GLASSES			
2-I06	5125	INTERIOR LAMPS	2-E15	6330	SUN ROOF			
2-J06	5170	ORNAMENTS	2-E16	6600	ENGINE SWITCHES & RELAYS			
2-K06	5180	REAR FINISHER	2-J16	6610	DASHBOARD SWITCHES			
2-L06	5230	BONNET	2-L16	6611	COMBINATION SWITCH			
2-N06	5260	TRUNK LID	2-M16	6630	BODY RELAYS & UNIT			
2-D07	5310	FRONT PANELS	3-C03	6635	DOOR SWITCH & HORNS			
2-E07	5320	FENDER & WHEEL APRON PANELS	3-D03	6640	AUTO CRUISE CONTROL SYSTEM			
2-H07	5330	DASH & COWL PANELS	3-E03	6680	AUDIO SYSTEMS (RADIO & TAPE DECK)			
2-I07	5340	SIDE PANELS	3-K03	6682	AUDIO SYSTEMS (ANTENNA & SPEAKER)			
2-N07	5370	FLOOR PANELS	3-N03	6700	FRONT & REAR WIRING HARNESSSES			
2-E08	5380	FLOOR ATTACHMENTS (HOLE COVERS)	3-F04	6701	ENGINE & TRANSMISSION WIRING HARNESSSES			
2-F08	5390	FLOOR ATTACHMENTS	3-G04	6702	DASHBOARD WIRING HARNESSSES			
2-C09	5500	DASHBOARD EQUIPMENTS	3-H04	6703	DOOR, FLOOR & CEILING WIRING HARNESSSES			
2-F09	5520	METER HOOD	3-I04	6704	WIRING HARNESS CLAMPS			
2-G09	5530	SPEEDOMETER CABLE	3-L04	6720	WINDSHIELD WASHER (W/O ANTI LOCK BRAKE)			
2-H09	5540	METER COMPONENTS	3-N04	6720 A	WINDSHIELD WASHER (W/ANTI LOCK BRAKE)			
2-K09	5560	DASHBOARD & RELATED PARTS	3-E05	6730	WINDSHIELD WIPERS			
2-N09	5570	CONSOLE	3-G05	6740	WIPER MOTOR COMPONENTS			
2-E10	5580	VENTILATOR	3-H05	6820	FRONT HEADER TRIM & PILLAR TRIMS			
2-G10	5700	SEATS	3-I05	6840	TRIMS & SCUFF PLATES			
2-I12	5790	SEAT BELTS	3-L05	6860	FLOOR MATS & PADS			
2-J12	5795	AIR BAG	3-C06	6870	SERVICE TOOLS			
2-K12	5800	FRONT DOORS						
2-N12	5830	FRONT DOOR MECHANISMS						
2-F13	5840	FRONT DOOR TRIMS & RELATED PARTS						

CATLOG-NO= AUNA05-04

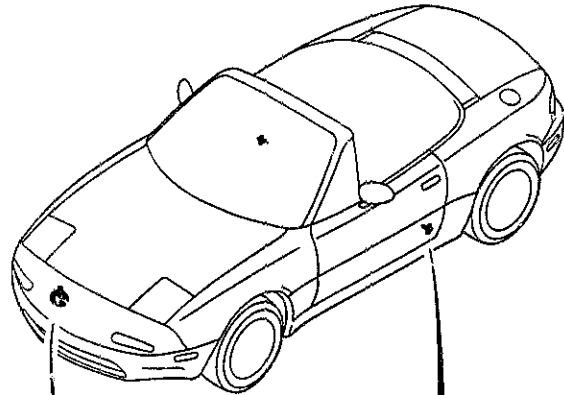
DATE. 1997-07

PAGE. 3

3-D 2

6635 DOOR SWITCH & HORNS

6635 -1 \* DOOR SWITCH & HORNS

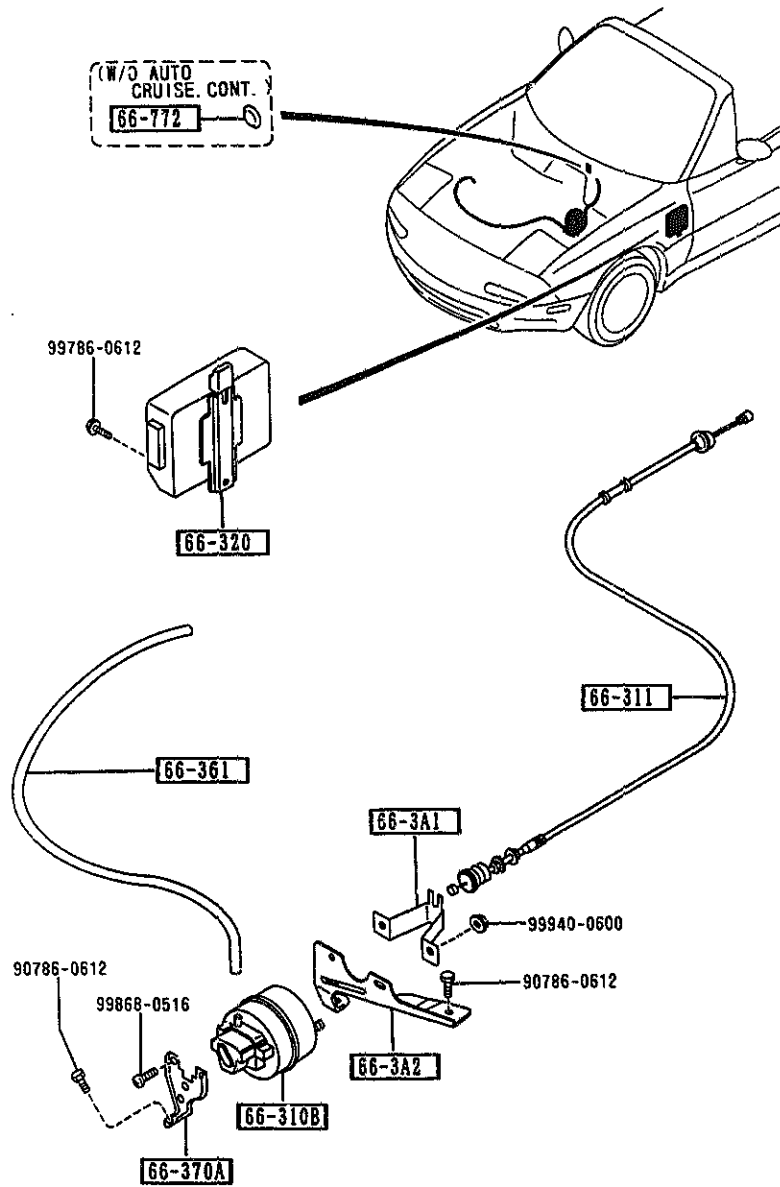


PART NO.	QTY	MODEL/RESTRICTION	MODEL/RESTRICTION	MODEL/RESTRICTION	FROM-TO
+-----+   66-546   +-----+ LA01-66-546	2	SCREW, DOOR SWITCH			
+-----+   66-790   +-----+ SA59-66-790 A (SA59-66-790A)	1	HORN, LOW TONE			-5106
SA59-66-790A	1				5106-
+-----+   66-820   +-----+ B455-66-540	2	SWITCH, DOOR			

5106 NA35\* -612163

6640 AUTO CRUISE CONTROL SYSTEM

6640 -1 \* AUTO CRUISE CONTROL SYSTEM



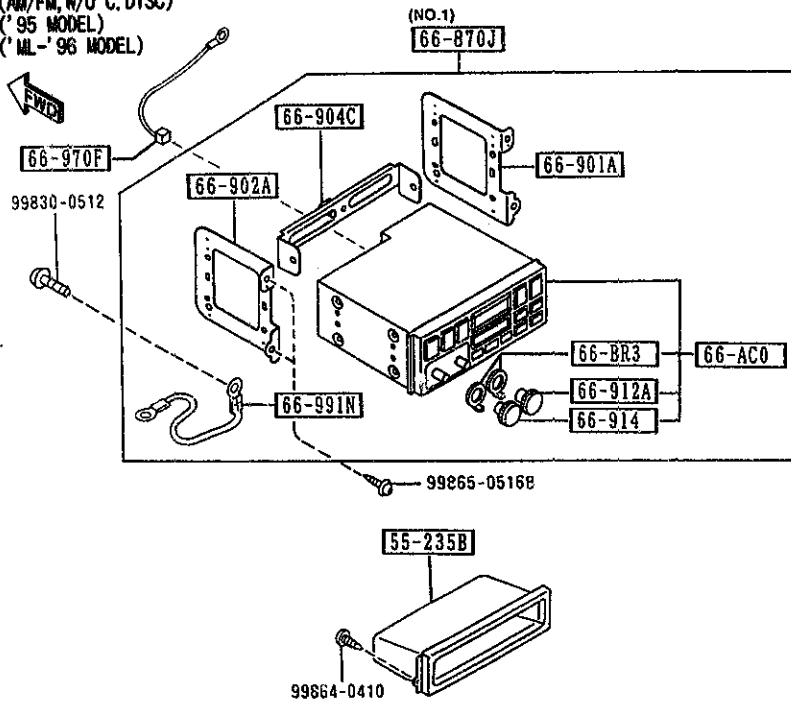
PART NO.	QTY	MODEL/RESTRICTION	MODEL/RESTRICTION	MODEL/RESTRICTION	FROM-TO
66-3A1 LA01-66-3A1	1	BRACKET,ACTUATOR-A.C.C. M-25-ED, P.E.GR, L-P KG, PKG-B, PKG-C, (W/AUTO CRUISE.CONT.)			
66-3A2 NA01-66-3A2A	1	BRACKET,ACTUATOR-FRO NT M-25-ED, P.E.GR, L-P KG, PKG-B, PKG-C, (W/AUTO CRUISE.CONT.)			
66-310B LA01-66-310A	1	ACTUATOR,A.C.C. M-25-ED, P.E.GR, L-P KG, PKG-B, PKG-C, (W/AUTO CRUISE.CONT.)			
66-311 NA01-66-311A	1	WIRE,A.C.C. M-25-ED, P.E.GR, L-P KG, PKG-B, PKG-C, (W/AUTO CRUISE.CONT.)			
66-320 NA01-66-320	1	BOX,A.C.C. M-25-ED, P.E.GR, L-P KG, PKG-B, PKG-C, (W/AUTO CRUISE.CONT.)			
66-361 NA75-66-361	1	PIPE,AUTO CRUISE CON TROL M-25-ED, P.E.GR, L-P KG, PKG-B, PKG-C, (W/AUTO CRUISE.CONT.)			
66-370A NA01-66-3A3A	1	BRACKET,ACTUATOR M-25-ED, P.E.GR, L-P KG, PKG-B, PKG-C, (W/AUTO CRUISE.CONT.)			
66-772 B092-41-661	1	GROMMET BASE, R-PKG, PKG-A, (W/O AUTO CRUISE CON T.)			

AUNA05

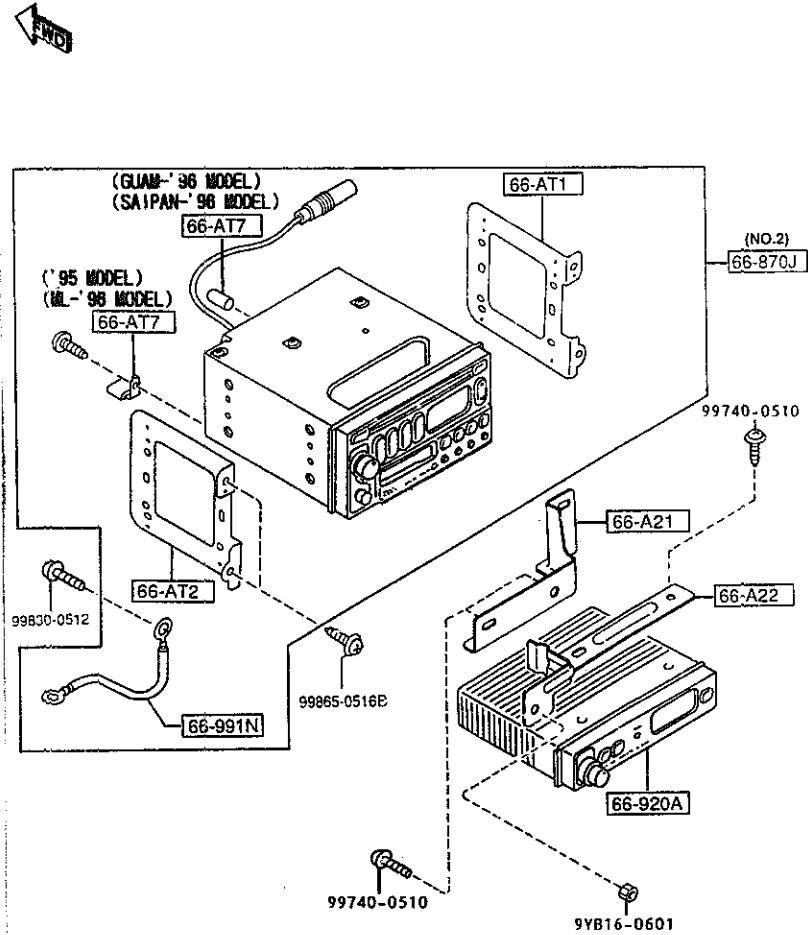
CAT. AUNA05-04

1997-07

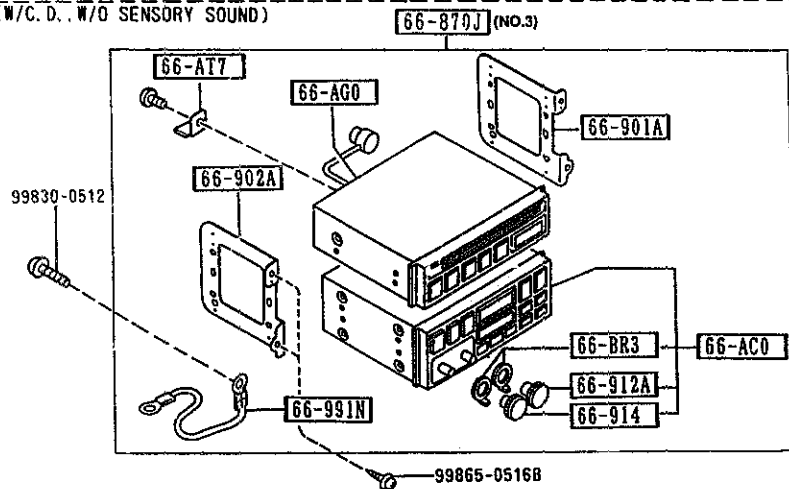
(AM/FM, W/O C. DISC)  
('95 MODEL)  
(ML-'96 MODEL)



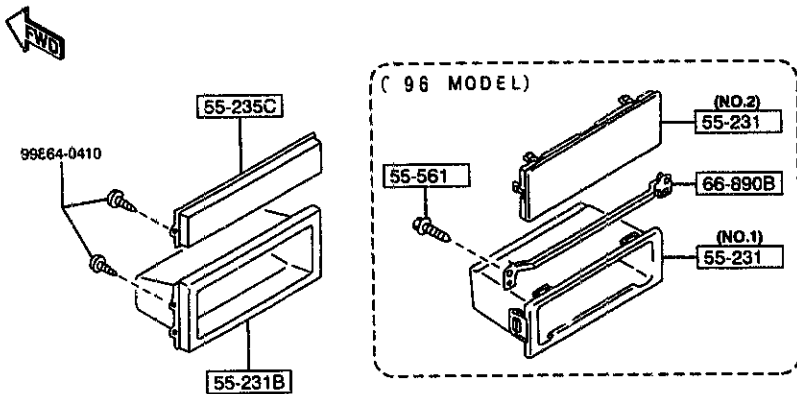
(W/SENSORY SOUND)



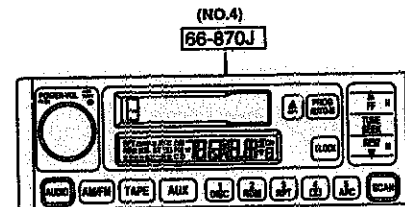
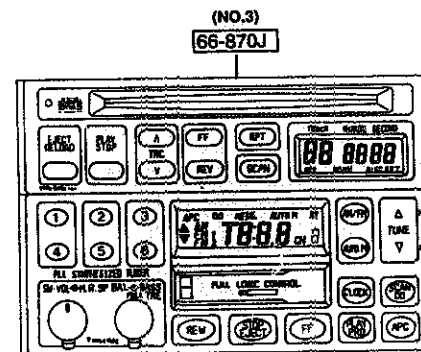
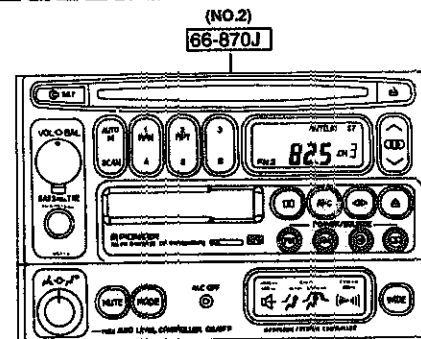
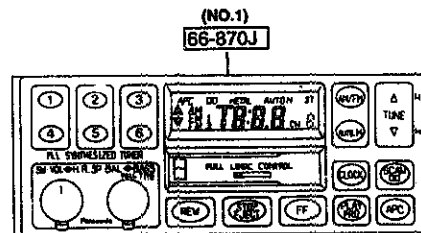
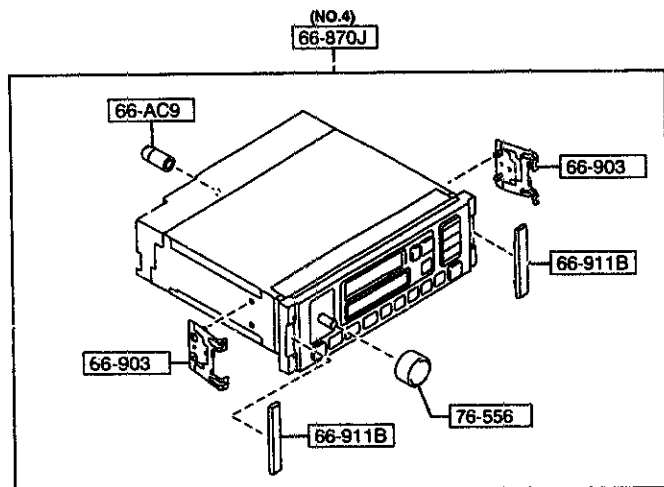
(W/C. D., W/O SENSORY SOUND)



(W/O AUDIO)



(AM/FM, W/O C. DISC)  
(GUAM-' 96 MODEL)  
(SAIPAN-' 96 MODEL)

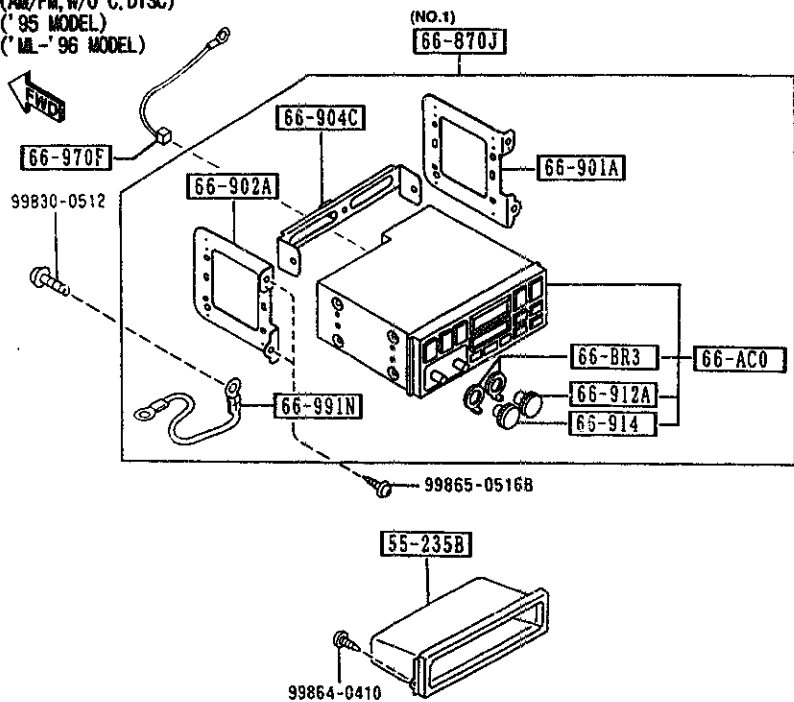




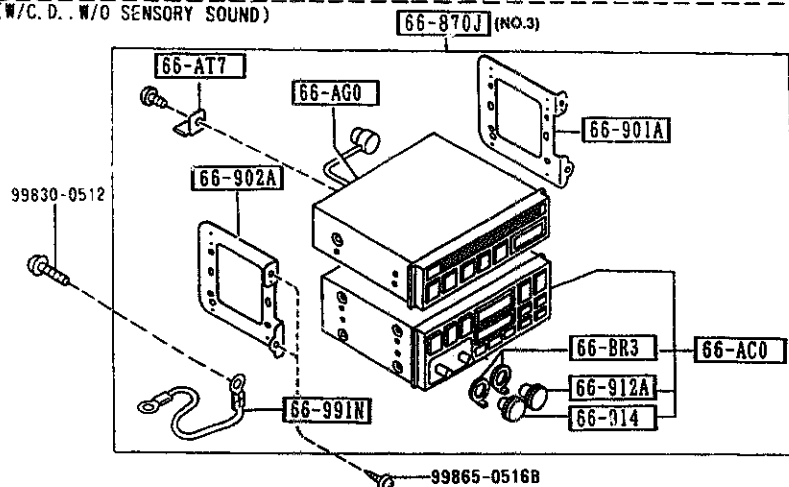
6680 AUDIO SYSTEMS (RADIO & TAPE DECK)

(1/4)

(AM/FM, W/O C. DISC)  
('95 MODEL)  
(ML-'96 MODEL)



(W/C. D. W/O SENSORY SOUND)



6680 -1 AUDIO SYSTEMS (RADIO & TAPE DECK)

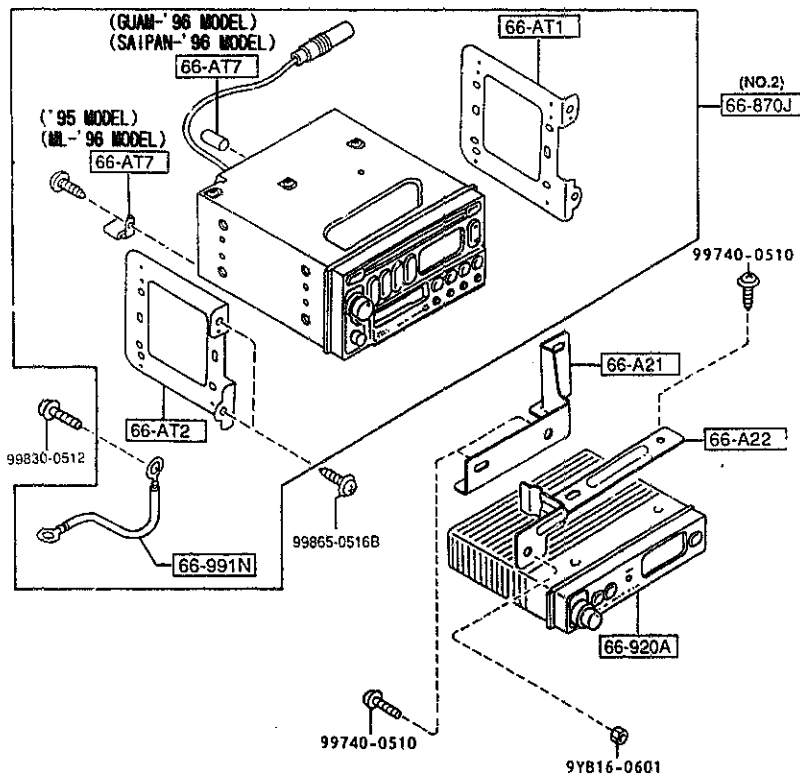
PART NO.	QTY	MODEL/RESTRICTION	MODEL/RESTRICTION	MODEL/RESTRICTION	FROM-TO
55-251		ORNAMENT, STEREO			
B02A-66-9M0A	1	(ILLUST. NO.1) (W/O C. D.) (GUAM-'96 MODEL) (SAIPAN-'96 MODEL)			
B03A-66-9M0	1	(ILLUST. NO.2) (W/O AUDIO) (*96 MODEL)			
B02A-66-9M0A	1	(ILLUST. NO.1) (W/O C. D.) (ML-'96 MODEL)			5801-
55-231B		ORNAMENT, STEREO			
FC02-55-235A	1	(W/O AUDIO) (*95 MODEL)			
55-235B		ORNAMENT, STEREO-UPPER			
LA03-55-235A	1	(AM/FM, W/O C. DISC) (*95 MODEL) (ML-'96 MODEL)			-5801
55-235C		ORNAMENT, STEREO-LOWER			
LA02-55-235	1	(W/O AUDIO) (*95 MODEL)			
55-561		BOLT, INST. PANEL			
B455-55-561	2	(AM/FM, W/O C. DISC) (W/O AUDIO) (GUAM-'96 MODEL) (SAIPAN-'96 MODEL)			5801-
B455-55-561	2	(AM/FM, W/O C. DISC) (W/O AUDIO) (ML-'96 MODEL)			5801-
66-ACO		TUNER & DECK, COMB.			
NA01-66-AC0A	1	(W/O SENSORY SOUND) (*95 MODEL) (ML-'96 MODEL)			-5801
66-AC9		RUBBER, REAR-ET/ED CO MBT.			
LB84-66-AC9	1	PANASONIC (AM/FM, W/O C. DISC) (GUAM-'96 MODEL) (SAIPAN-'96 MODEL)			
LB84-66-AC9	1	PANASONIC (AM/FM, W/O C. DISC) (ML-'96 MODEL)			5801-
66-AG0		PLAYER, COMPACT DISC			
5801 NA3** -704237					

AUNA05

CAT. AUNA05-04

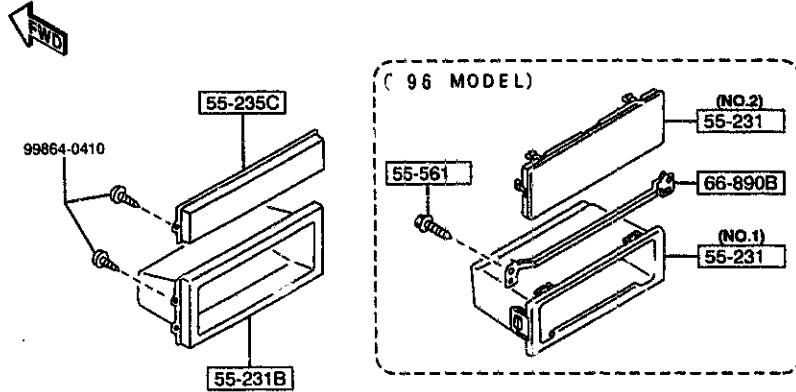
1997-07

(W/SENSORY SOUND)

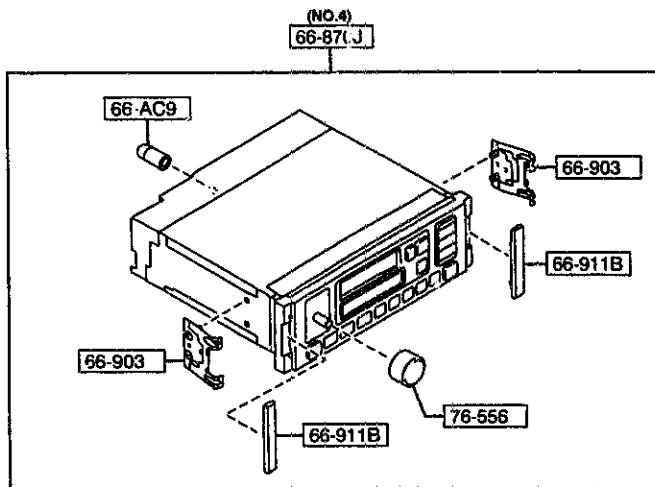


PART NO.	QTY	MODEL/RESTRICTION	MODEL/RESTRICTION	MODEL/RESTRICTION	FROM-TO
CONT'D					
NA01-66-AG0	1	(W/C.D., W/O SENSORY SOUND) (*95 MODEL)			
66-AT1		BRACKET(R), FRONT-AUD IO			
NO34-66-AS1	1	(W/SENSORY SOUND)			
66-AT2		BRACKET(L), FRONT-AUD IO			
NO34-66-AS2	1	(W/SENSORY SOUND)			
66-AT7		BRACKET(RR), AUDIO			
NB41-66-AS3	1	(W/SENSORY SOUND) (GUAM-'96 MODEL) (SAIPAN-'96 MODEL)			
NO19-66-AT7	1	(W/C.D., W/O SENSORY SOUND) (*95 MODEL)			
NO34-66-AS3	1	(W/SENSORY SOUND) (*95 MODEL) (ML-'96 MODEL)			-5B01
NB41-66-AS3	1	(W/SENSORY SOUND) (ML-'96 MODEL)			5B01-
66-A21		BRACKET, AMP			
NB11-66-9B1	1	(W/SENSORY SOUND) (*95 MODEL) (ML-'96 MODEL)			-5B01
66-A22		BRACKET, AMP			
NB11-66-9B2	1	(W/SENSORY SOUND) (*95 MODEL) (ML-'96 MODEL)			-5B01
66-BR3		KNOB, BALANCE-TUNER			
NA01-66-BR3	2	(W/O SENSORY SOUND) (*95 MODEL) (ML-'96 MODEL)			-5B01
66-870J		AUDIO SET			
NB40-66-9C0	1	(ILLUST. NO.4) (AM/FM, W/O C.DIS) (GUAM-'96 MODEL) (SAIPAN-'96 MODEL)			
NB41-66-9C0	1	(ILLUST. NO.2) (W/SENSORY SOUND) (GUAM-'96 MODEL) (SAIPAN-'96 MODEL)			
NA54-66-9W0	1	(ILLUST. NO.3) (W/C.D., W/O SENSORY SOUND)			
5B01 NA3** -704237					

(W/O AUDIO)



(AM/FM, W/O C. DISC)  
(GUAM-' 96 MODEL)  
(SAIPAN-' 96 MODEL)




PART NO.	QTY	MODEL/RESTRICTION	MODEL/RESTRICTION	MODEL/RESTRICTION	FROM-TO
CONT'D		SOUND) ( '95 MODEL)			
NA53-66-9C0	1	( ILLUSTR. NO.1 ) ( AM/FM, W/O C. DISC ) ( '95 MODEL ) ( ML-'96 MODEL )			-5B01
NB11-66-9C0	1	( ILLUSTR. NO.2 ) ( W/SENSORY SOUND ) ( '95 MODEL ) ( ML-'96 MODEL )			-5B01
NB40-66-9C0	1	( ILLUSTR. NO.4 ) ( AM/FM, W/O C. DISC ) ( ML-'96 MODEL )			5B01-
NB41-66-9C0	1	( ILLUSTR. NO.2 ) ( AM/FM, W/C. D. W/HEAD SPEAKER, W/SENSORY S OUND ) ( ML-'96 MODEL )			5B01-
		66-890B	BRACKET		
NB38-66-9B1	1	( W/O C. D. ) ( GUAM-'96 MODEL ) ( SAIPAN-'96 MODEL )			
NB38-66-9B1	1	( W/O C. D. ) ( ML-'96 MODEL )			5B01-
		66-901A	BRACKET(R), TUNER		
NA01-66-AT1	1	( W/O SENSORY SOUND ) ( ML-'96 MODEL )			
		66-902A	BRACKET(L), TUNER		
NA01-66-AT2	1	( W/O SENSORY SOUND ) ( ML-'96 MODEL )			
		66-903	BRACKET, TUNER		
FD04-66-AW1	2	PANASONIC ( AM/FM, W/O C. DISC ) ( GUAM-'96 MODEL ) ( SAIPAN-'96 MODEL )			
FD04-66-AW1	2	PANASONIC ( AM/FM, W/O C. DISC ) ( ML-'96 MODEL )			5B01-
		66-904C	BRACKET, LOW		
NO19-66-AT6	1	( AM/FM, W/O C. DISC ) ( ML-'96 MODEL )			
		66-911B	COVER, HOLE		
NB40-66-BC4	2	PANASONIC ( AM/FM, W/O C. DISC )			

5B01 NA3\*\* -704237

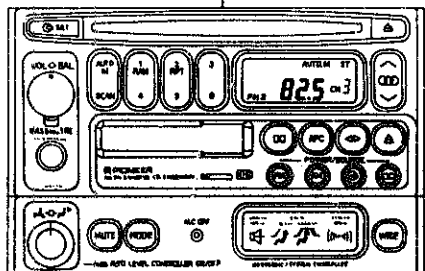
(NO.1)

66-870J



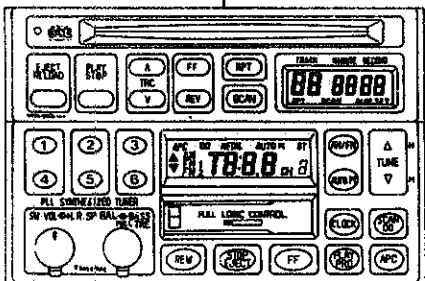
(NO.2)

66-870J



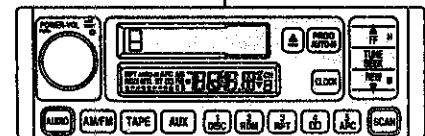
(NO.3)

66-870J

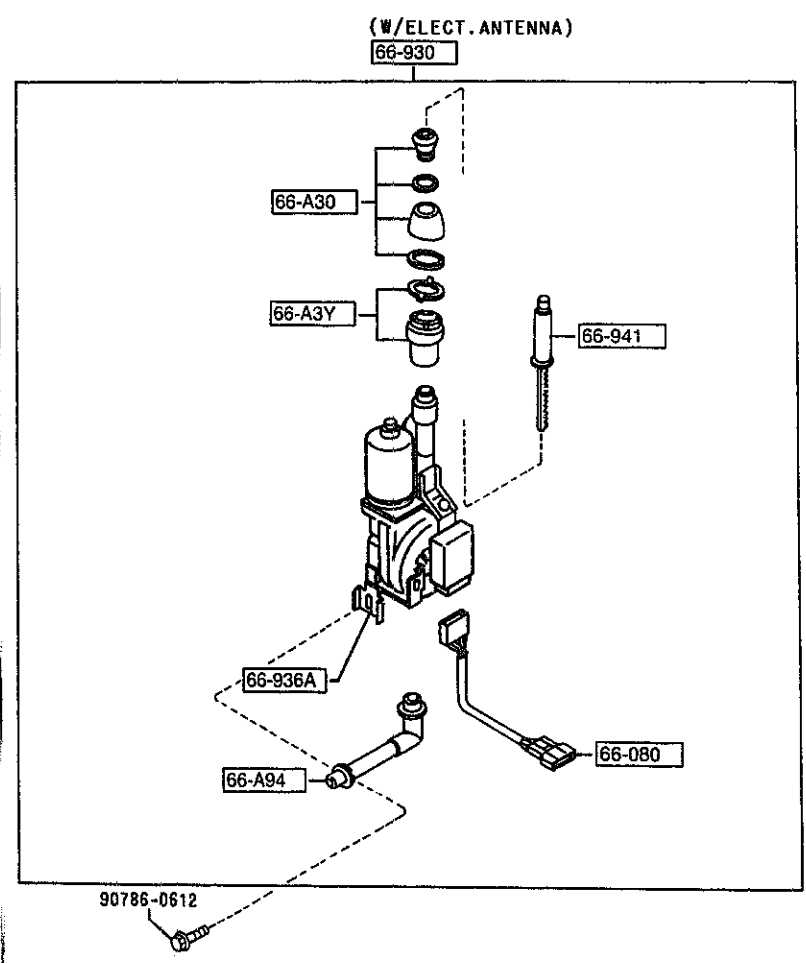
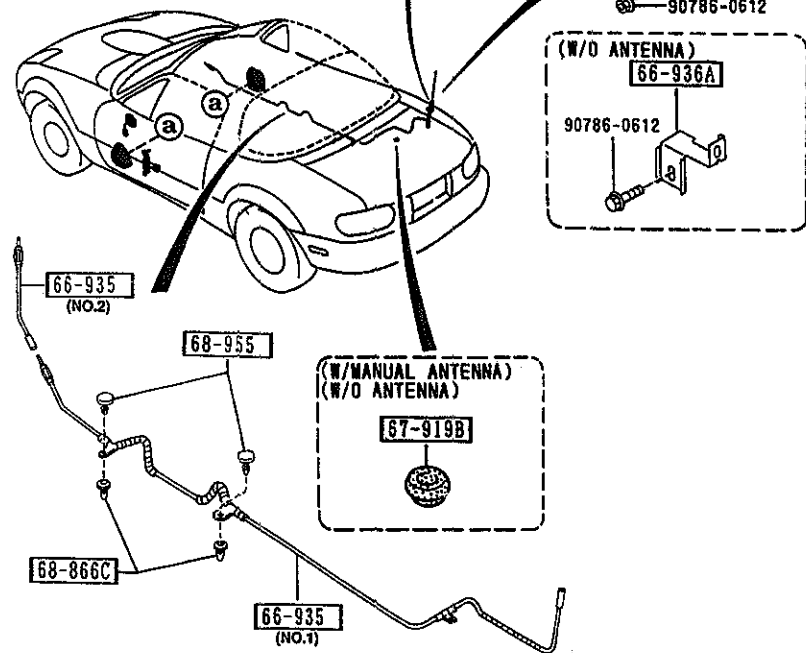
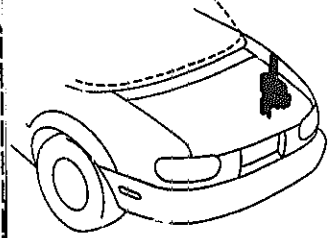
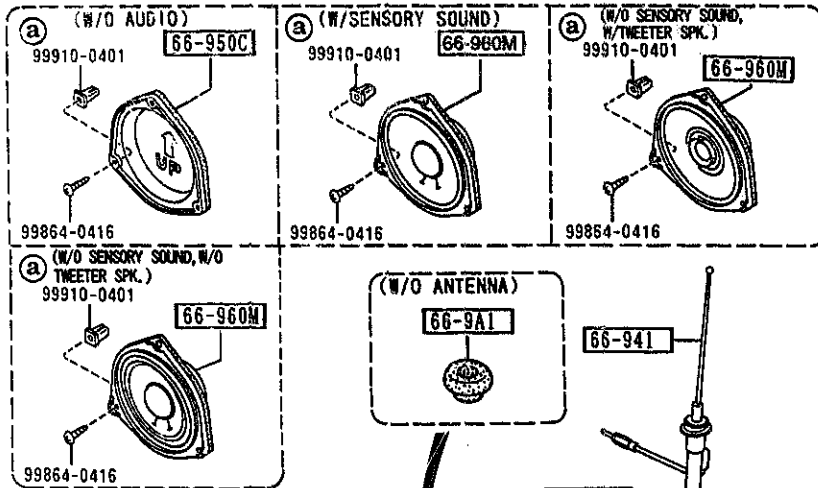


(NO.4)

66-870J

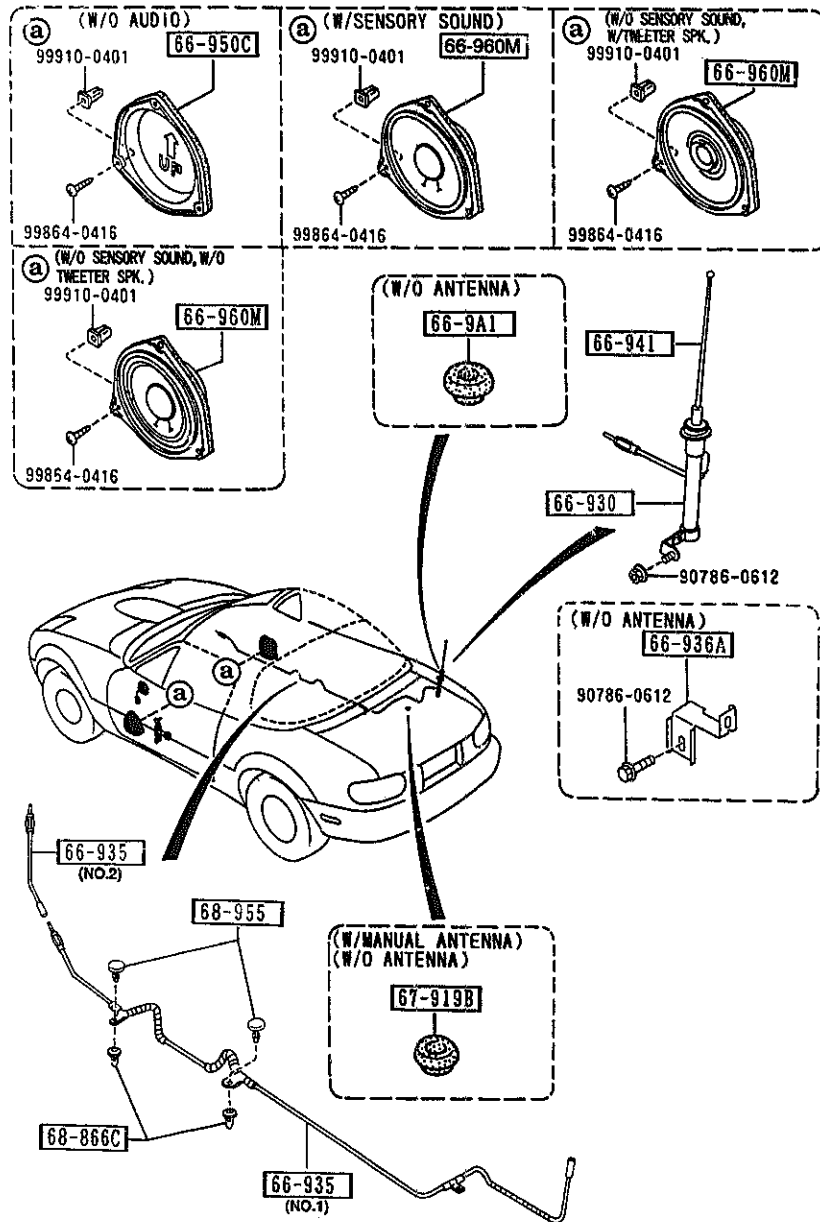


PART NO.	QTY	MODEL/RESTRICTION	MODEL/RESTRICTION	MODEL/RESTRICTION	FROM-TO
CONT'D		(GUAM-'96 MODEL) (SAIPAN-'96 MODEL)			
NB40-66-BC4	2	PANASONIC (AM/FM,W/O C.DISK) (ML-'96 MODEL)			5B01-
66-912A		KNOB,TONE-TUNER			
NA01-66-BR2	1	(W/O SENSORY SOUND) (ML-'96 MODEL)			
66-914		KNOB,VOLUME-TUNER			
NA01-66-BR1	1	(W/O SENSORY SOUND) (ML-'96 MODEL)			
66-920A		AMP.,MAIN			
N034-66-920	1	(W/SENSORY SOUND) (95 MODEL) (ML-'96 MODEL)			-5B01
66-970F		CORD,EARTH			
NB38-66-997	1	(W/O SENSORY SOUND) (ML-'96 MODEL)			
66-991N		CORD,EARTH			
N018-66-997	1	(W/SENSORY SOUND)			
NA01-66-997	1	(W/O SENSORY SOUND) (95 MODEL) (ML-'96 MODEL)			-5B01
76-556		KNOB,VOLUME			
NB40-66-BC1	1	(AM/FM,W/O C.DISK) (GUAM-'96 MODEL) (SAIPAN-'96 MODEL)			
NB40-66-BC1	1	(AM/FM,W/O C.DISK) (ML-'96 MODEL)			5B01-
5B01 NA3** -704237					



6482 AUDIO SYSTEMS (ANTENNA & SPEAKER)

(1/2)

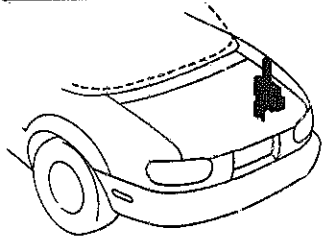


PART NO.	QTY	MODEL/RESTRICTION	MODEL/RESTRICTION	MODEL/RESTRICTION	FROM-TO
66-A3V					
N007-66-A3Z	1	PLATE, EARTH-MOTOR ANTENNA M-25-ED, P.E.GR, L-P KG, PKG-B, PKG-C, (W/ELECT. ANTENNA)			
66-A30					
N007-66-A9Y	1	NUT, MOUNTING-ANTENNA M-25-ED, P.E.GR, L-P KG, PKG-B, PKG-C, (W/ELECT. ANTENNA)			
66-A94					
N007-66-A90	1	PIPE, DRAIN-ANTENNA M-25-ED, P.E.GR, L-P KG, PKG-B, PKG-C, (W/ELECT. ANTENNA)			
66-080					
N007-66-D10	1	CORD M-25-ED, P.E.GR, L-P KG, PKG-B, PKG-C, (W/ELECT. ANTENNA)			
66-9A1					
F801-66-9A1A	1	COVER, HOLE-ANTENNA (W/O ANTENNA)			
66-930					
NA01-66-A3XA	1	ANTENNA, RADIO BASE, R-PKG, PKG-A, (W/MANUAL ANTENNA) (*95 MODEL)			
N007-66-930A	1	M-25-ED, P.E.GR, L-P KG, PKG-B, PKG-C, (W/ELECT. ANTENNA)			
N034-66-930	1	BASE, R-PKG, PKG-A, (W/MANUAL ANTENNA) (*96 MODEL)			
66-935					
NA01-66-940C	1	FEEDER-ANTENNA (ILLUST. NO.1)			
NB40-66-940	1	(ILLUST. NO.2) (AM/FM, W/O C.DISCS) (*96 MODEL)			
66-936A					
N007-66-A9X	1	BRKT, MOTOR-ANTENNA M-25-ED, P.E.GR, L-P KG, PKG-B, PKG-C, (W/ELECT. ANTENNA) (W/O ANTENNA)			
66-941					
N007-66-A3X	1	POLE, ANTENNA M-25-ED, P.E.GR, L-P			

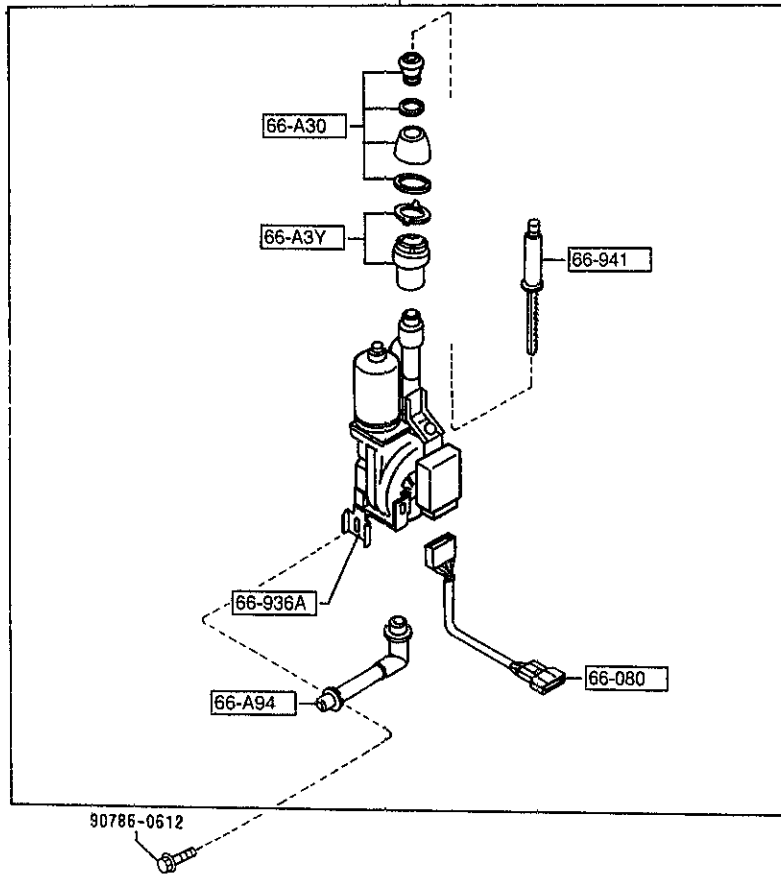
AUNA05

CAT. AUNA05-04

1997-07



(W/ELECT. ANTENNA)  
66-930

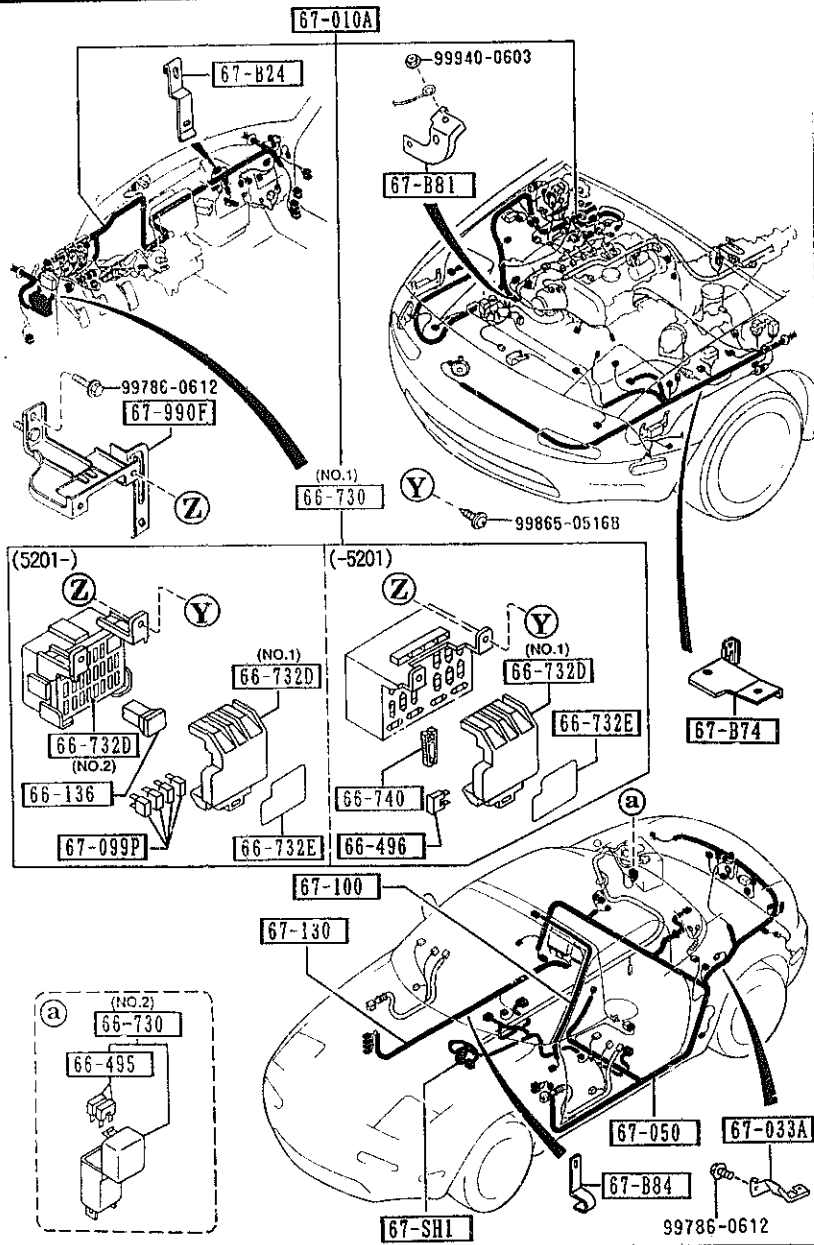


6682 -2 \* AUDIO SYSTEMS (ANTENNA & SPEAKER)

PART NO.	QTY	MODEL/RESTRICTION	MODEL/RESTRICTION	MODEL/RESTRICTION	FROM-TO
CONT'D		KG, PKG-B, PKG-C, (W/ELECT. ANTENNA)			
N001-66-A30	1	BASE, R-PKG, PKG-A, (W/MANUAL ANTENNA) (*95 MODEL)			
KA03-66-930A	1	BASE, R-PKG, PKG-A, (W/MANUAL ANTENNA) (*96 MODEL)			
-----   66-950C   -----		BRACKET, LOUD SPEAKER			
NA01-66-9B0A	2	(W/O AUDIO)			
-----   66-960M   -----		SPEAKER, LOUD-DOOR			
N027-66-960	2	(W/O SENSORY SOUND, W /TWEETER SPK.)			
N034-66-960	2	(W/SENSORY SOUND)			
B01F-66-960 A (B02H-66-960 )	2	(W/O SENSORY SOUND, W /O TWEETER SPK.)			-4C06
B02H-66-960	2	(W/O SENSORY SOUND, W /O TWEETER SPK.)			4C06-5401
B02J-66-960	2	(W/O SENSORY SOUND, W /O TWEETER SPK.)			5401-5C01
*B02T-66-960	2	(W/O SENSORY SOUND, W /O TWEETER SPK.)			5C01-
-----   67-919B   -----		GROMMET			
N007-67-G11	1	BASE, R-PKG, PKG-A, (W/MANUAL ANTENNA) (W/O ANTENNA)			
-----   68-866C   -----		FASTENER, SEAL			
B235-68-865A	2				
-----   68-955   -----		FASTENER, LIFT GATE T RIM			
GJ37-68-955	2				
00	INT-	NA3 NA4 NA5 NA6 NA7 NA8 BLACK			

4C06 NA35\* -610177  
5401 NA35\* -619598  
5C01 NA35\* -706448

6700 FRONT & REAR WIRING HARNESSSES



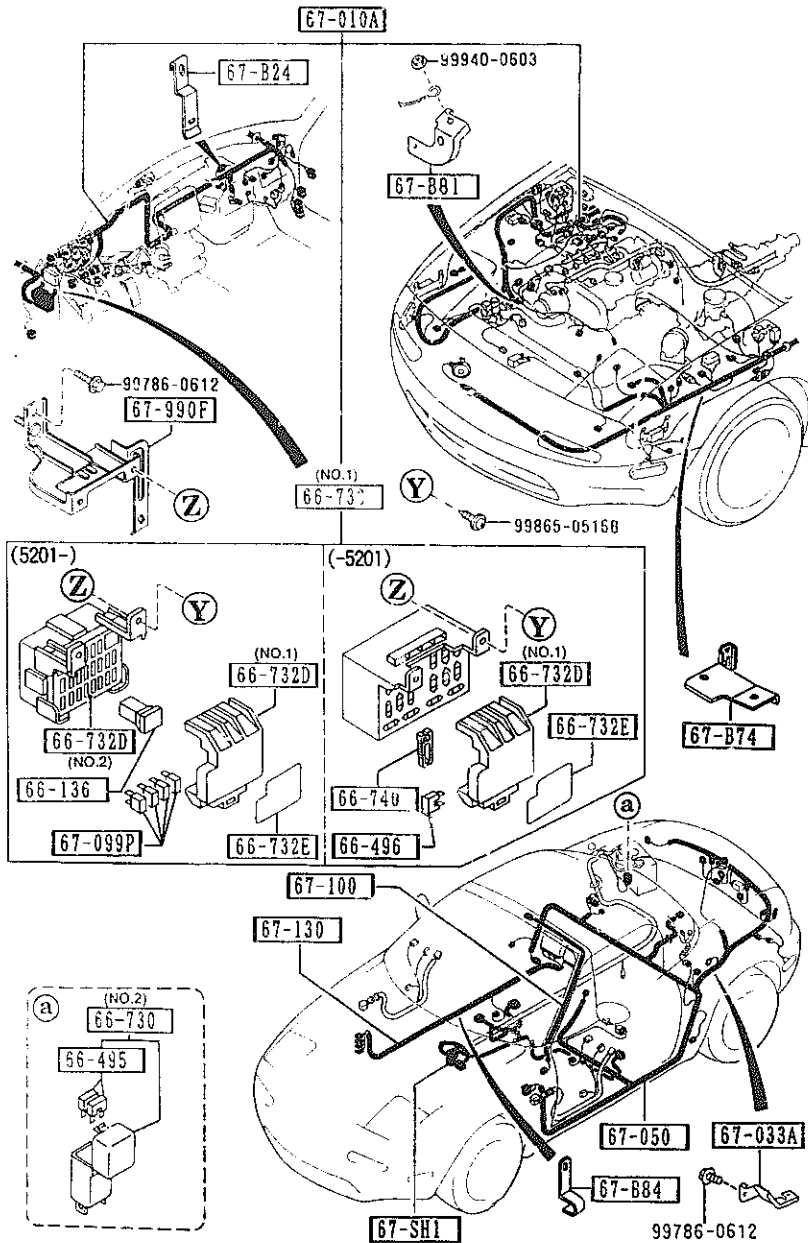
PART NO.	QTY	MODEL/RESTRICTION	MODEL/RESTRICTION	MODEL/RESTRICTION	FROM-TO
66-136		FUSE (30A)			5201-
T001-67-S93	1				
66-495		FUSE (10A)			
99705-1110	2				
66-496		FUSE (15A)			-5201
99705-1115	1				
66-730		BLOCK, FUSE			
N008-66-730	1	(ILLUST. NO.2)			-5201
NA75-66-730	1	(ILLUST. NO.1)			
NB11-66-730	1	(ILLUST. NO.1)			5201-
66-732D		COVER, FUSE BLOCK			
NA01-66-731A	1	FURUKAWA (ILLUST. NO.1)			
NB11-66-731	1	(ILLUST. NO.2)			5201-
66-732E		LABEL, CAUTION-FUSE COVER			-5201
NA75-66-732	1				
NB11-66-732	1				5201-
66-740		HOLDER, FUSE			
H001-66-739	1				-5201
67-B24		BRACKET			
NA75-67-B11A	1	(W/AIR BAG-DRIV. & PAS S. SIDE)			
67-B74		BRACKET, HARNESS			
N018-67-BW0	1				
67-B81		BRACKET, HARNESS-ENGINE			
NA75-67-B81	1				
67-B84		BRACKET			
NA75-67-B12	1				
67-SH1		CORD, SHORT			
NBY1-67-SH0	1	(ML-'96 MODEL)			
5201 NA35* -614193					

AUNA05

CAT. AUNA05-04

1997-07



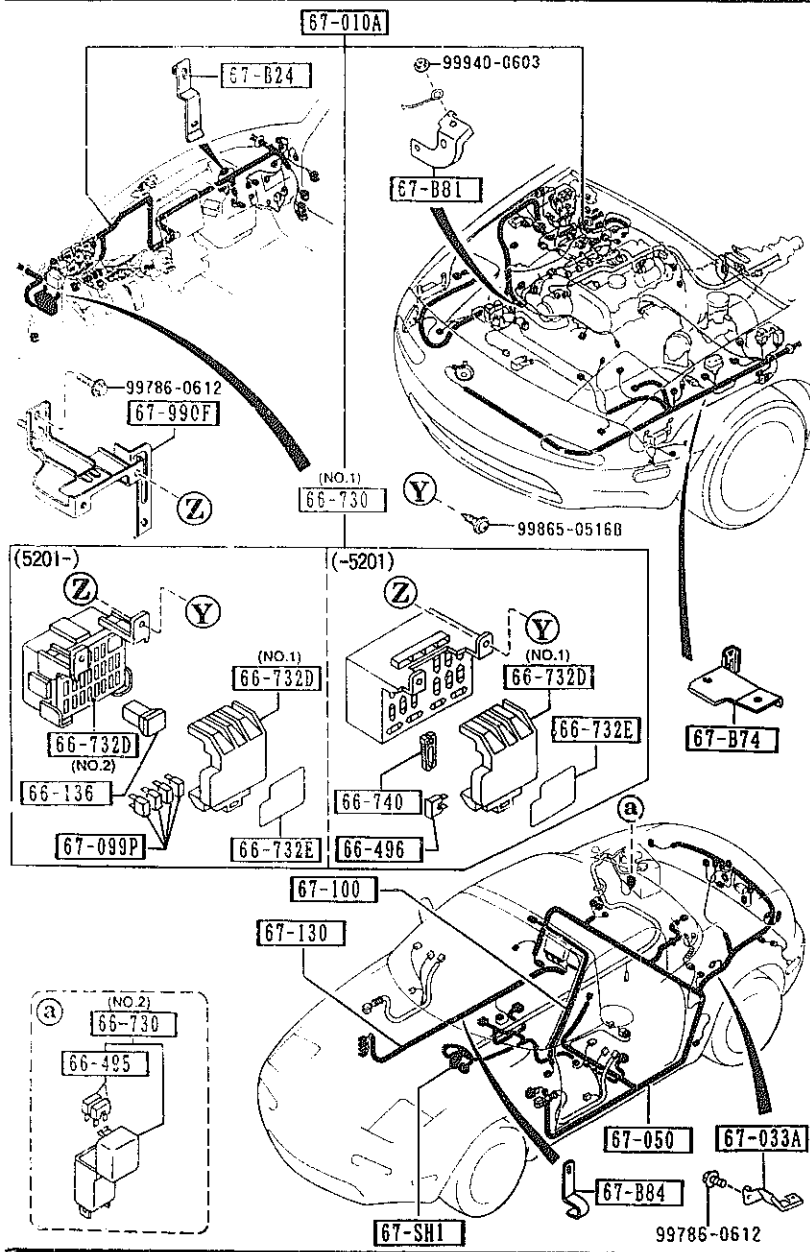


PART NO.	QTY	MODEL/RESTRICTION	MODEL/RESTRICTION	MODEL/RESTRICTION	FROM TO
67-010A		HARNESS,FRONT			
NB11-67-010B	1	(W/SENSORY SOUND) (('95 MODEL)>(MT)>(W /O A. LOCK BRAKE) )			-5201
NB13-67-010B	1	(('95 MODEL)>(MT)>(W /A. LOCK BRAKE) )			-5201
NB14-67-010B	1	(W/SENSORY SOUND) (('95 MODEL)>(AT)>(W /O A. LOCK BRAKE) )			-5201
NB15-67-010B	1	(('95 MODEL)>(AT)>(W /A. LOCK BRAKE) )			-5201
NB31-67-010B	1	(W/O SENSORY SOUND) (('95 MODEL)>(MT)>(W /O A. LOCK BRAKE) )			-5201
NB32-67-010B	1	(W/O SENSORY SOUND) (('95 MODEL)>(AT)>(W /O A. LOCK BRAKE) )			-5201
NB38-67-010B A (NB38-67-010C)	1	(('96 MODEL)>(MT)>(W /O A. LOCK BRAKE) )			-5B01
NB40-67-010B A (NB40-67-010C)	1	(('96 MODEL)>(MT)>(W /A. LOCK BRAKE) )			-5B01
NB42-67-010B A (NB42-67-010C)	1	(('96 MODEL)>(AT)>(W /O A. LOCK BRAKE) )			-5B01
NB43-67-010B A (NB43-67-010C)	1	(('96 MODEL)>(AT)>(W /A. LOCK BRAKE) )			-5B01
NB11-67-010D	1	(W/SENSORY SOUND) (('95 MODEL)>(MT)>(W /O A. LOCK BRAKE) )			5201-
NB13-67-010D	1	(('95 MODEL)>(MT)>(W /A. LOCK BRAKE) )			5201-
NB14-67-010D	1	(W/SENSORY SOUND) (('95 MODEL)>(AT)>(W /O A. LOCK BRAKE) )			5201-
NB15-67-010D	1	(('95 MODEL)>(AT)>(W /A. LOCK BRAKE) )			5201-
NB31-67-010D	1	(W/O SENSORY SOUND) (('95 MODEL)>(MT)>(W /O A. LOCK BRAKE) )			5201-
NB32-67-010D	1	(W/O SENSORY SOUND) (('95 MODEL)>(AT)>(W /O A. LOCK BRAKE) )			5201-
*NB38-67-010C A (NB38-67-010D)	1	(('96 MODEL)>(MT)>(W /O A. LOCK BRAKE) )			5B01-6201
*NB40-67-010C A (NB40-67-010D)	1	(('96 MODEL)>(MT)>(W /A. LOCK BRAKE) )			5B01-6201
*NB42-67-010C A (NB42-67-010D)	1	(('96 MODEL)>(AT)>(W /O A. LOCK BRAKE) )			5B01-6201
*NB43-67-010C	1	(('96 MODEL)>(AT)>(W			5B01-6201
5201 NA35*	-614193				
5B01 NA3**	-704237				
6201 NA3**	-711421				

AUNA05

CAT. AUNA05-04

1997-07



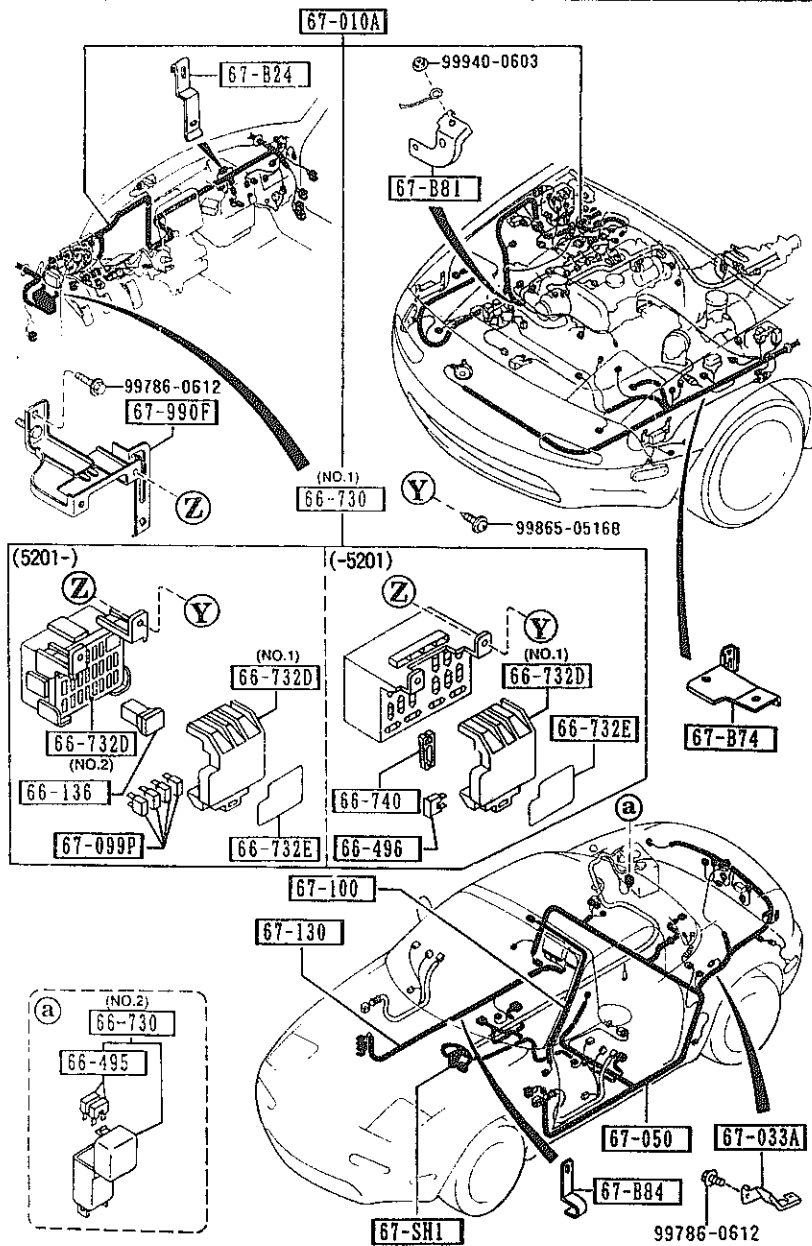
PART NO.	QTY	MODEL/RESTRICTION	MODEL/RESTRICTION	MODEL/RESTRICTION	FROM TO
CONT'D					
A (NB43-67-010D)		(/A. LOCK BRAKE)			
*NB38-67-010D	1	(('96 MODEL))<(MT)><(W/O A. LOCK BRAKE)			6201-
*NB40-67-010D	1	(('96 MODEL))<(MT)><(W/O A. LOCK BRAKE)			6201-
*NB42-67-010D	1	(('96 MODEL))<(AT)><(W/O A. LOCK BRAKE)			6201-
*NB43-67-010D	1	(('96 MODEL))<(AT)><(W/O A. LOCK BRAKE)			6201-
67-033A		BRACKET, WIRING			
N007-67-B10A	1				
67-050		HARNESS, REAR			
NB11-67-050B	1	(('95 MODEL))<(W/O A. LOCK BRAKE)			
NB13-67-050E	1	(('95 MODEL))<(W/A. L OCK BRAKE)			
NB38-67-050B A (NB38-67-050C)	1	(('96 MODEL))<(W/O A. LOCK BRAKE)			-6201
NB40-67-050B A (NB40-67-050C)	1	(('96 MODEL))<(W/A. L OCK BRAKE)			-6201
*NB38-67-050C	1	(('96 MODEL))<(W/O A. LOCK BRAKE)			6201-
*NB40-67-050C	1	(('96 MODEL))<(W/A. L OCK BRAKE)			6201-
67-099P		FUSE			
99705-1210	1	10A			5201-
99705-1215	6	15A			5201-
99705-1220	1	20A			5201-
99705-1230	1	30A			5201-
67-100		HARNESS, ROOM LAMP			
NB38-67-100C A (NB38-67-100D)	1	('96 MODEL)			-5801
NB38-67-100D A (NB38-67-100E)	1	('96 MODEL)			5201-6201
*NB38-67-100E A (NB38-67-100G)	1	('96 MODEL)			6201-6701
*NB38-67-100G	1	('96 MODEL)			6701-
5201 NA35*	-614193				
5801 NA3**	-700842				
6201 NA3**	-711421				
6701 NA3**	-719627				

AUNA05

CAT. AUNA05-04

1997-07

6700 FRONT & REAR WIRING HARNESSSES



PART NO.	QTY	MODEL/RESTRICTION	MODEL/RESTRICTION	MODEL/RESTRICTION	FROM-TO
67-130		HARNES'S NO. 2', FRONT			
NB11-67-110B	1	(( '95 MODEL ) > ( W/O A. LOCK BRAKE ) )			- 5201
NB13-67-110B	1	(( '95 MODEL ) > ( W/A. L OCK BRAKE ) )			- 5201
NB38-67-110B A (NB38-67-110C)	1	(( '96 MODEL ) > ( W/O A. LOCK BRAKE ) )			- 6201
NB40-67-110B A (NB40-67-110C)	1	(( '96 MODEL ) > ( W/A. L OCK BRAKE ) )			- 6201
NB11-67-110C	1	(( '95 MODEL ) > ( W/O A. LOCK BRAKE ) )			5201-
NB13-67-110C	1	(( '95 MODEL ) > ( W/A. L OCK BRAKE ) )			5201-
*NB38-67-110C	1	(( '96 MODEL ) > ( W/O A. LOCK BRAKE ) )			6201-
*NB40-67-110C	1	(( '96 MODEL ) > ( W/A. L OCK BRAKE ) )			6201-
67-990F		BRACKET, HARNES'S			
NA01-67-BJ0 AN(NA01-67-BJ0A)	1				- 5801
NA01-67-BJ0A	1				5801-
5201 NA35*	-	614193			
5801 NA3**	-	708842			
6201 NA3**	-	711421			

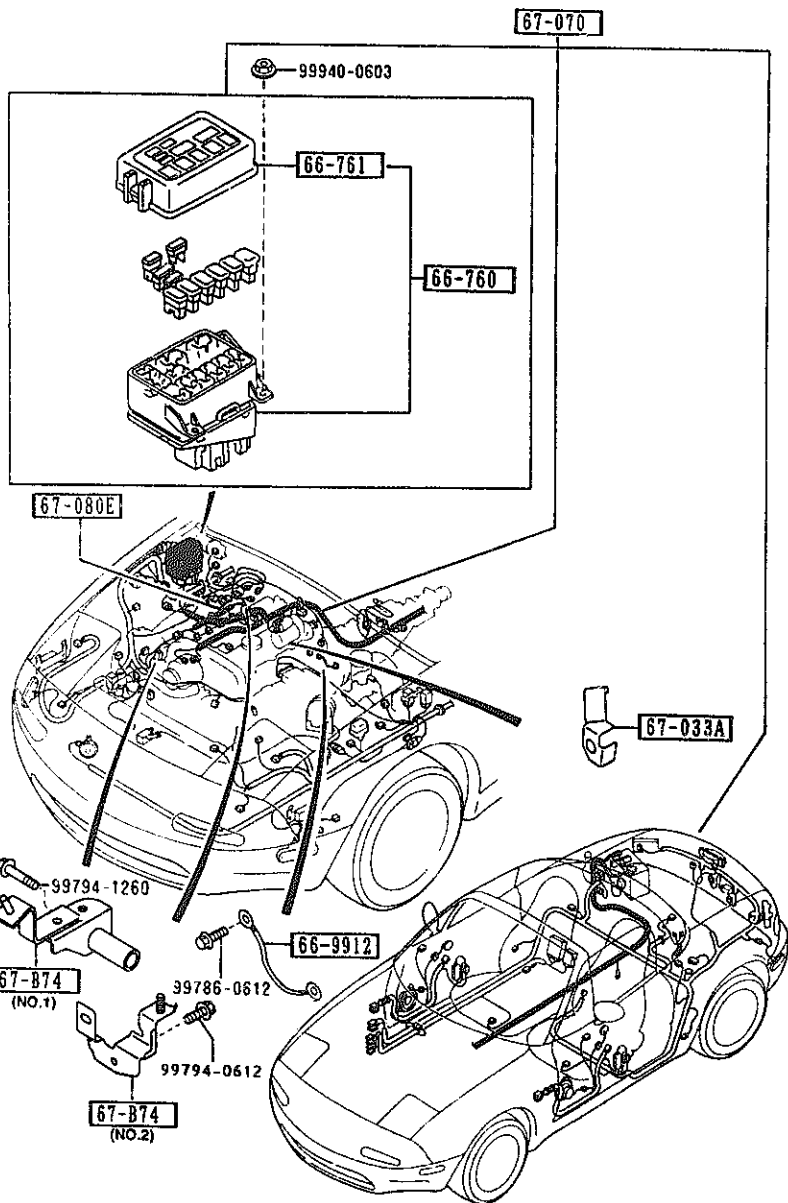
AUNA05

CAT. AUNA05-04

1997-07

6701 ENGINE & TRANSMISSION WIRING HARNESSSES

6701 -1 \* ENGINE & TRANSMISSION WIRING HARNESSSES

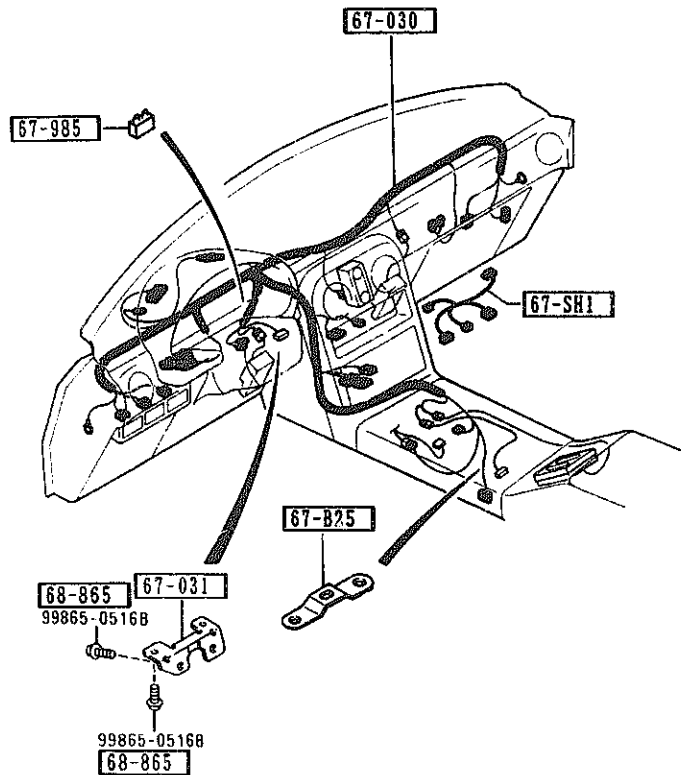


PART NO.	QTY	MODEL/RESTRICTION	MODEL/RESTRICTION	MODEL/RESTRICTION	FROM-TO
66-760		BLOCK, MAIN FUSE			
NB11-66-760	1				
66-761		COVER, MAIN FUSE BLOC			
NB11-66-762	1				
66-9912		WIRE, EARTH			
NA75-67-EW1B	1				
67-B74		BRACKET, HARNESS			
NA80-67-B80	1	(ILLUST. NO.1)			
NO27-67-B80	1	(ILLUST. NO.2)			
67-033A		BRACKET, WIRING			
NA01-67-B10B	1				
67-070		HARNESS, ENGINE			
NB11-67-070B	1	((MT))>(W/O A. LOCK B RAKE)			
NB12-67-070B	1	((MT))>(W/A. LOCK BRA KE)			
NB13-67-070B	1	((AT))>(W/O A. LOCK B RAKE)			
NB14-67-070B	1	((AT))>(W/A. LOCK BRA KE)			
67-080E		WIRING, INJECTOR			
NB11-67-080A	1				-5201
NB38-67-080A	1				5201-5401
*NB38-67-080A	1				6401-
5201 NA35* -614193 6401 NA35* -717787					

AUNA05

CAT. AUNA05-04

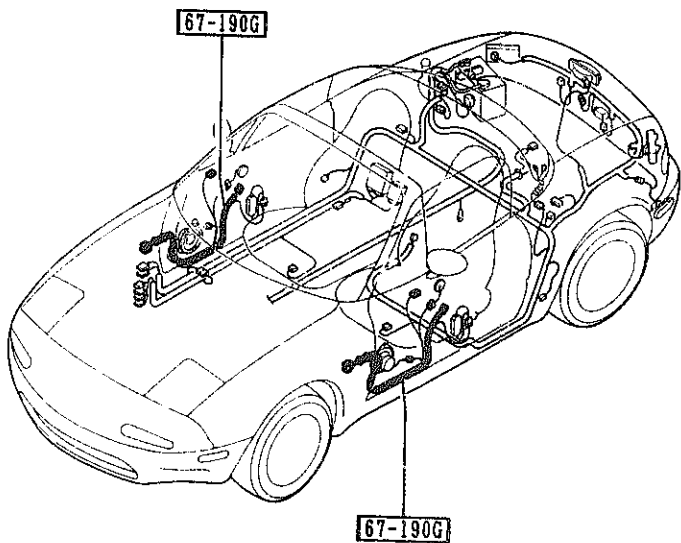
1997-07



PART NO.	QTY	MODEL/RESTRICTION	MODEL/RESTRICTION	MODEL/RESTRICTION	FROM-TO
67-B25		BRACKET, HARNESS			
NA01-67-B31	1	(MT)			
67-SH1		CORD, SHORT			
NBY3-67-SH0	1	(ML-'96 MODEL)			
67-030		HARNESS, INSTRUMENT			
NB11-67-030B	1	(W/SENSORY SOUND) (('95 MODEL)>(MT) )			
NB12-67-030B	1	(W/O SENSORY SOUND) (('95 MODEL)>(MT) )			
NB14-67-030B	1	(W/SENSORY SOUND) (('95 MODEL)>(AT) )			
NB15-67-030B	1	(W/O SENSORY SOUND) (('95 MODEL)>(AT) )			
NB38-67-030B	1	(W/SENSORY SOUND) (('96 MODEL)>(MT) )			
NB39-67-030B	1	(W/O SENSORY SOUND) (('96 MODEL)>(MT) )			
NB42-67-030B	1	(W/SENSORY SOUND) (('96 MODEL)>(AT) )			
NB43-67-030B	1	(W/O SENSORY SOUND) (('96 MODEL)>(AT) )			
67-031		BRACKET			
NB38-60-1A1B	1	('96 MODEL)			
67-985		CONNECTOR, SHORT			
NA80-67-SC0	1	(W/O DAY RUNNING LAMP)			
68-865		FASTENER			
BC1D-68-865	2	('96 MODEL)			

6703 DOOR, FLOOR & CEILING WIRING HARNESSSES

6703 -1 \* DOOR, FLOOR & CEILING WIRING HARNESSSES

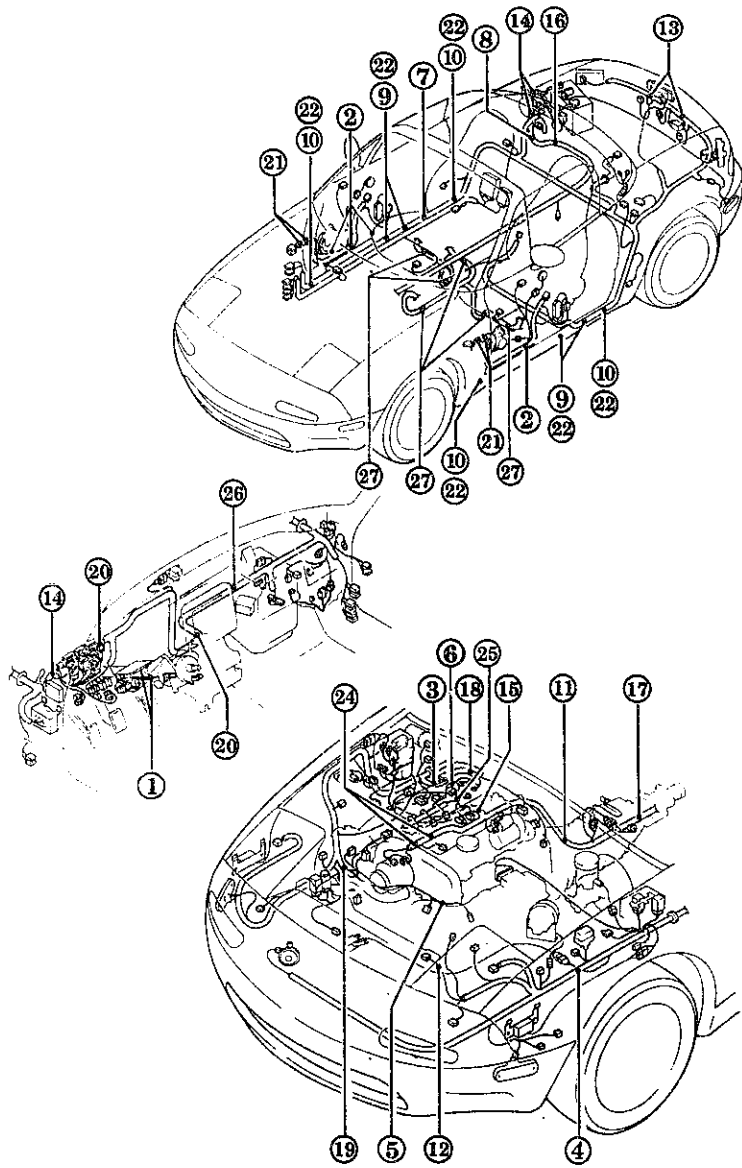


PART NO.	QTY	MODEL/RESTRICTION	MODEL/RESTRICTION	MODEL/RESTRICTION	FROM-TO
-----   67-190G   -----		HARNES, DOOR			
NA01-67-190A	2	BASE, R-PKG, (W/MANUAL DR MIRROR, W/O TWEETER SPK., W/ O POWER WIND.)			
NA02-67-190A	2	(W/MANUAL DR MIRROR, W/O TWEETER SPK., W/ POWER WIND.)			
NA53-67-190B AN(NA53-67-190C)	2	M-25-ED, P.E.GR, L-P KG, PKG-C, (W/ELECT.DR MIRROR, W /O TWEETER SPK.)			-4B14
NB11-67-190A AN(NB11-67-190B)	2	(W/MANUAL DR MIRROR, W/TWEETER SPK.)			-4B14
NB12-67-190A AN(NB12-67-190B)	2	L-PKG-OPT, M-25-ED, PKG-B-OPT, PKG-C-OPT (W/ELECT.DR MIRROR, W /TWEETER SPK.)			-4B14
NA53-67-190C	2	M-25-ED, P.E.GR, L-P KG, PKG-C, (W/ELECT.DR MIRROR, W /O TWEETER SPK.)			4B14-
*NB11-67-190B	2	(W/MANUAL DR MIRROR, W/TWEETER SPK.)			4B14-
*NB12-67-190B	2	L-PKG-OPT, M-25-ED, PKG-B-OPT, PKG-C-OPT (W/ELECT.DR MIRROR, W /TWEETER SPK.)			4B14-
4B14 NA35* -L 07525					

AUNA05

CAT. AUNA05-04

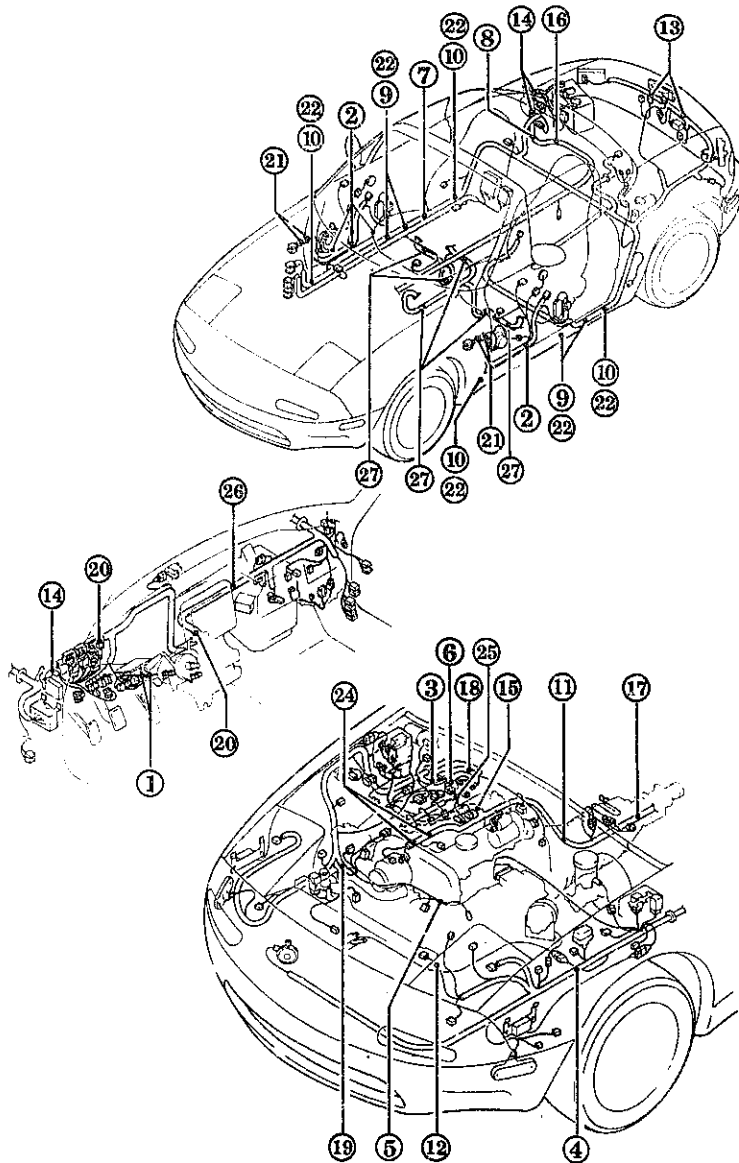
1997-07



① 14-726 	② 45-961B 	③ 67-CS1  99786-0612	④ 67-CT2 	⑤ 67-011C 
⑥ 20-451 	⑦ 67-013D 	⑧ 67-014F  99786-0620	⑨ 67-022 	⑩ 67-026 
⑪ 67-048A  99786-0612	⑫ 67-051E 	⑬ 67-051J 	⑭ 67-052H 	⑮ 67-062B  99786-0612
⑯ 67-072H  99786-0620	⑰ 67-073  99796-0812	⑱ 67-073B  99940-0603	⑲ 67-074  99786-0612	⑳ 67-076 
㉑ 67-191 	㉒ 68-865 		㉓ 34-C10 	㉔ 66-941A 
㉕ 67-059C 	㉖ 67-061K 			





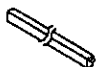














AUNA05

AUNA05

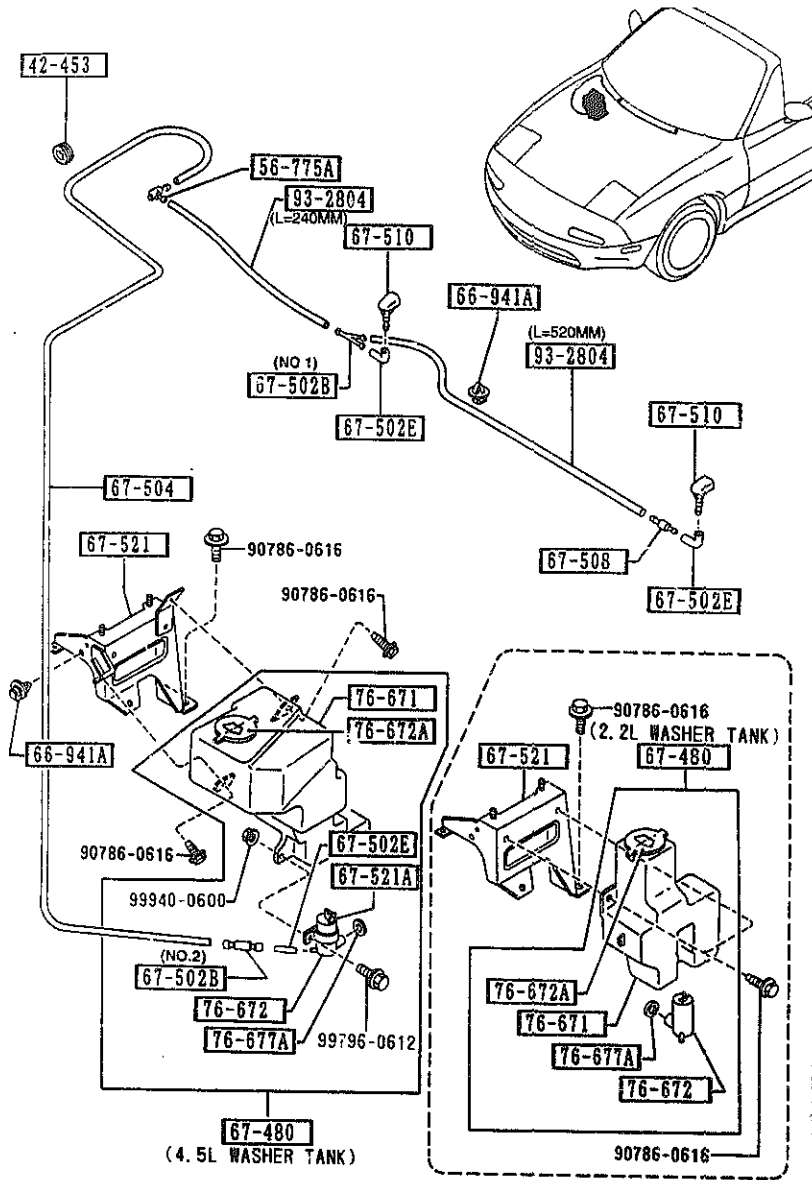


PART NO.	QTY	MODEL/RESTRICTION	MODEL/RESTRICTION	MODEL/RESTRICTION	FROM-TO
14-726		BAND			
N304-14-726	2				
20-451		CLIP			
B612-20-468	1				4A03-
34-C10		BAND, PIPE			
B214-34-C10	2				
45-961B		CAP			
H002-45-961	4				
66-941A		CLIP			
FB01-66-945	1 ('95 MODEL)				-4A03
67-CS1		CLIP, HARNESS			
NO01-67-CS1C	1				
67-CT2		CLIP, HARNESS			
NA01-67-CH5	1				
67-011C		CLIP			
E356-18-141	1	BASE, R-PKG, (W/O POWER STEERING)			
67-013D		PROTECTOR, HARNESS			
NA75-67-P54	1				
67-014F		PROTECTOR, HARNESS			
NA01-67-P71	1				
67-022		CLIP, HARNESS			
NA01-67-CW5A	4				
67-026		CLIP, HARNESS			
NA02-67-CW5A	4				
67-048A		CLIP, HARNESS			
NA01-67-CS1	1				
4A03 NA35* -603621					



① 14-726 	② 45-961B 	③ 67-CS1  99786-0612	④ 67-CT2 	⑤ 67-017C 
⑥ 20-451 	⑦ 67-013D 	⑧ 67-014F  99786-0620	⑨ 67-022 	⑩ 67-026 
⑪ 67-048A  99786-0612	⑫ 67-051E 	⑬ 67-051J 	⑭ 67-052H 	⑮ 67-062B  99786-0612
⑯ 67-072H  99786-0620	⑰ 67-073  99796-0812	⑱ 67-073B  99940-0603	⑲ 67-074  99786-0612	⑳ 67-076 
㉑ 67-191 	㉒ 68-865 		㉓ 34-C10 	㉔ 66-941A 
㉖ 67-059C 	㉗ 67-061K 			

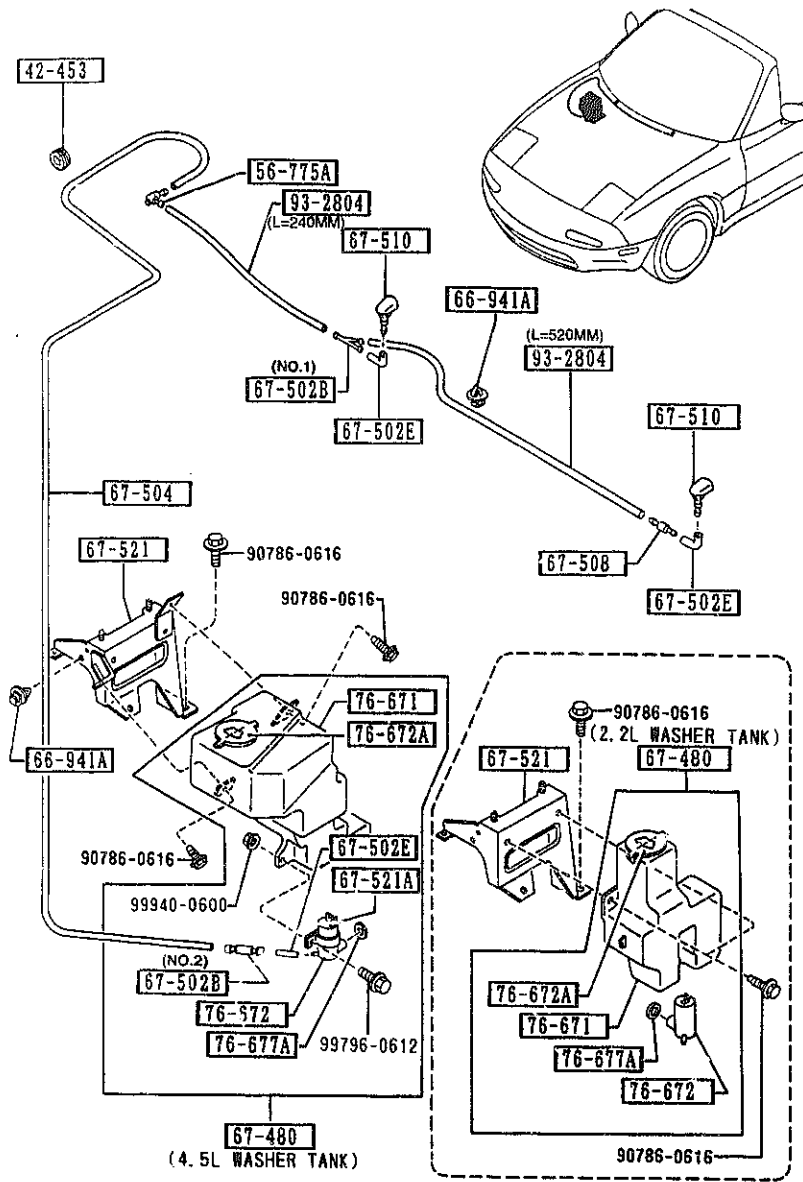
PART NO.	QTY	MODEL/RESTRICTION	MODEL/RESTRICTION	MODEL/RESTRICTION	FROM-TO
67-051E UB42-67-051	1	CLIP			
67-051J G031-67-053A	2	CLIP			
67-052H G030-67-018A	3	CLIP			
67-059C G001-67-059	1	PAD, PROTECTOR (HL-196 MODEL)			
67-061K G001-67-061	7	PAD, PROTECTOR (HL-196 MODEL)			
67-062B NA02-67-CS1A	1	CLIP, HARNESS			
67-072H NA01-67-CS6	1	CLIP, ENGINE HARNESS			
67-073 UB73-67-073A	1	CLIP			
67-073B H261-67-073	1	CLIP			
67-074 NA01-67-CS5	1	CLIP, HARNESS			
67-076 NA01-67-CH8	2	CLIP, ENGINE HARNESS			
67-191 B300-67-HD1	4	GROMMET			
68-865 B003-68-865	8	FASTENER			
00	INT-	NA3 NA4 NA5 NA6 NA7 NAB BLACK			



PART NO.	QTY	MODEL/RESTRICTION	MODEL/RESTRICTION	MODEL/RESTRICTION	FROM-TO
42-453		PROTECTOR, CABLE			
B048-42-453	1				
56-775A		CLIP, WASHER HOSE			
LA01-67-505B	1				
66-941A		CLIP			
GB08-66-941	4				
67-480		TANK, WASHER-FRONT			
NA01-67-480A	1	(2.2L WASHER TANK)			
NA04-67-480B	1	(4.5L WASHER TANK)			
67-502B		JOINT, HOSE			
H001-67-502	1	(ILLUST. NO.1)			
4116-67-502	1	(ILLUST. NO.2)			
		(4.5L WASHER TANK)			
67-502E		JOINT, ELBOW-W. TANK			
S084-67-502	2	(2.2L WASHER TANK)			
S084-67-502	3	(4.5L WASHER TANK)			
67-504		HOSE 'C', WASHER			
NA01-67-501A	1				
67-508		VALVE, CHECK			
FA54-67-508	1				
DB05-67-502	1				
67-510		NOZZLE, WASHER-F. WIND			
NA01-67-510	2				
67-521		BRACKET, WASHER TANK			
NA01-67-520	1	(2.2L WASHER TANK)			
NA04-67-520	1	(4.5L WASHER TANK)			
67-521A		BRACKET			
S095-67-521	1	(4.5L WASHER TANK)			
76-671		TANK, WASHER			

4901 NA35\* -602618

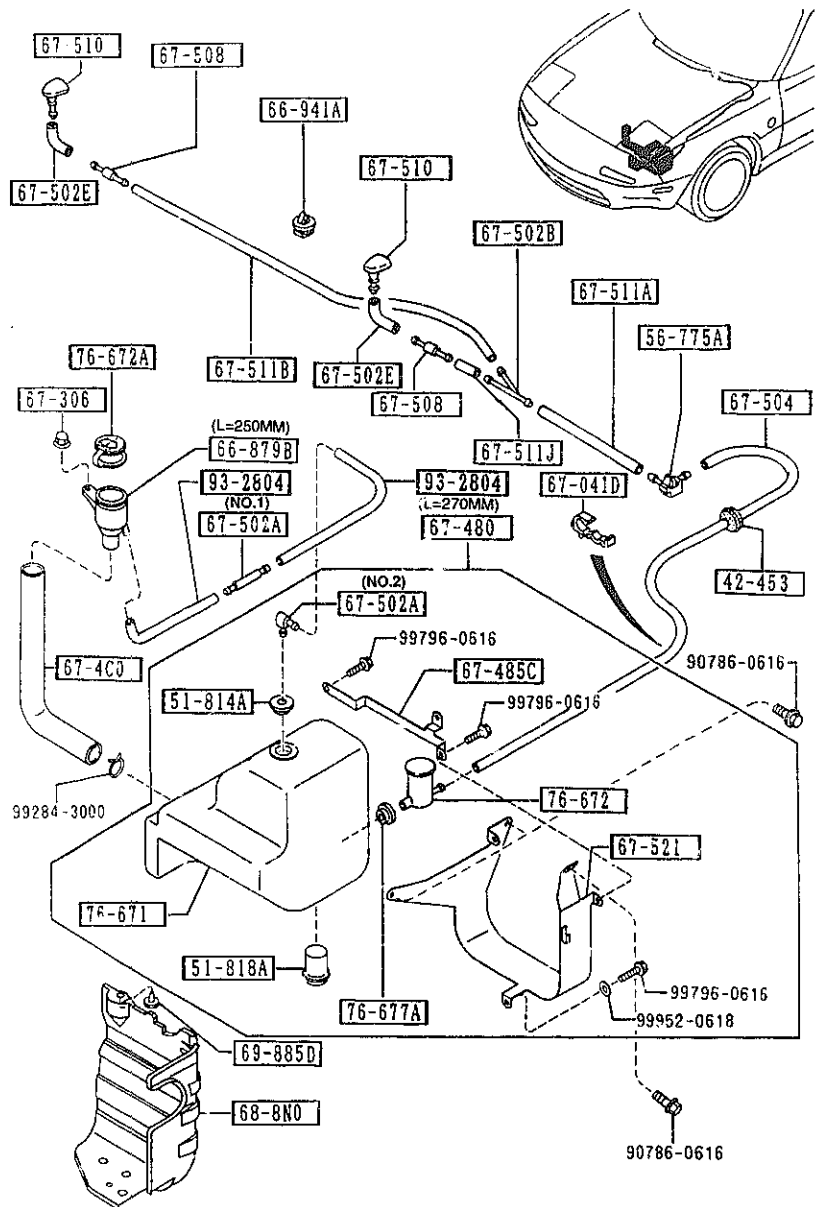
-4901  
4901-



PART NO.	QTY	MODEL/RESTRICTION	MODEL/RESTRICTION	MODEL/RESTRICTION	FROM-TO
CONT'D					
NA01-67-481	1	(2.2L WASHER TANK)			
NA04-67-481	1	(4.5L WASHER TANK)			
+-----+   76-672   +-----+		PUMP, WASHER			
S084-76-672	1				
+-----+   76-672A   +-----+		CAP, TANK			
UB39-51-815	1				
+-----+   76-677A   +-----+		GROMMET, WASHER TANK			
S084-76-677	1				
+-----+   93-2804   +-----+		PIPE, VINYL			
99328-04010	1	L=10M CUT IT TO USE			

6720 A WINDSHIELD WASHER  
(W/ANTI LOCK BRAKE)

6720 A-1 WINDSHIELD WASHER  
(W/ANTI LOCK BRAKE)



PART NO.	QTY	MODEL/RESTRICTION	MODEL/RESTRICTION	MODEL/RESTRICTION	FROM-TO
42-453	1	PROTECTOR, CABLE			
B048-42-453					
51-814A	1	GROMMET, WASHER TANK			
B002-51-814					
51-818A	1	SWITCH, LEVEL-WASHER TANK			
NA17-67-488					
56-775A	1	CLIP, WASHER HOSE			
LA01-67-505B					
66-879B	1	JOINT			
NA17-67-4C2					
66-941A	3	CLIP			
GB08-66-941					
67-041D	1	CLIP, HARNESS			
B092-67-041					
67-306	1	NUT, WIPER LINK			
GJ21-67-306					
67-4C0	1	PIPE, FILLER-F. WASHER TANK			
NA17-67-4C1					
67-480	1	TANK, WASHER-FRONT			
NA17-67-4T0A					
67-485C	1	BRKT 'A', WASHER TANK-FRT			
NA18-67-521					
67-502A	1 (ILLUST. NO. 1)	JOINT, HOSE			
NA17-67-502					
S013-67-502	1 (ILLUST. NO. 2)				
67-502B	1	JOINT, HOSE			
H001-67-502					

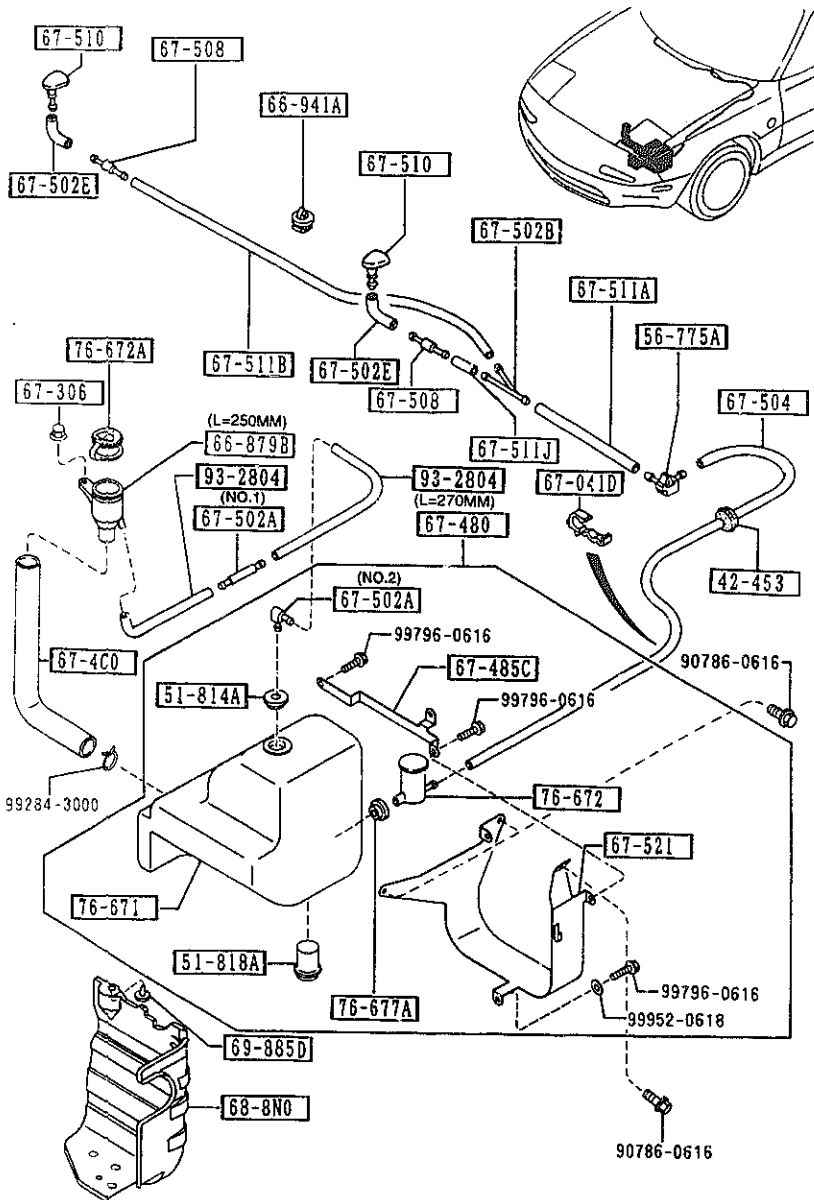
AUNA05

CAT. AUNA05-04

1997-07

6720 A WINDSHIELD WASHER  
(W/ANTI LOCK BRAKE)

6720 A-2 WINDSHIELD WASHER  
(W/ANTI LOCK BRAKE)



PART NO.	QTY	MODEL/RESTRICTION	MODEL/RESTRICTION	MODEL/RESTRICTION	FRON-TO
67-502E		JOINT, ELBOW-W. TANK			
S084-67-502	2				
67-504		HOSE 'C', WASHER			
NA17-67-501	1				
67-508		VALVE, CHECK			
FA54-67-508	2				-4901
DB05-67-502	2				4901-
67-510		NOZZLE, WASHER-F. WIND			
NA01-67-510	2				
67-511A		PIPE, SCREEN WASHER			
NA18-67-501	1				
67-511B		PIPE, SCREEN WASHER			
NA19-67-501	1				
67-511J		PIPE, SCREEN WASHER			
NA15-67-501	1				
67-521		BRACKET, WASHER TANK			
NA17-67-521	1				
63-8N0		COVER, WASHER TANK			
NA20-56-181A	1				
69-885D		FASTENER			
NA01-56-145	3				
76-671		TANK, WASHER			
NA17-67-4T1	1				
76-672		PUMP, WASHER			
LA01-67-482	1				-6401
*LB83-57-432	1				6401-
76-672A		CAP, TANK			
GJ21-67-483	1				
4901 NA35* -602618 6401 NA35* -717787					

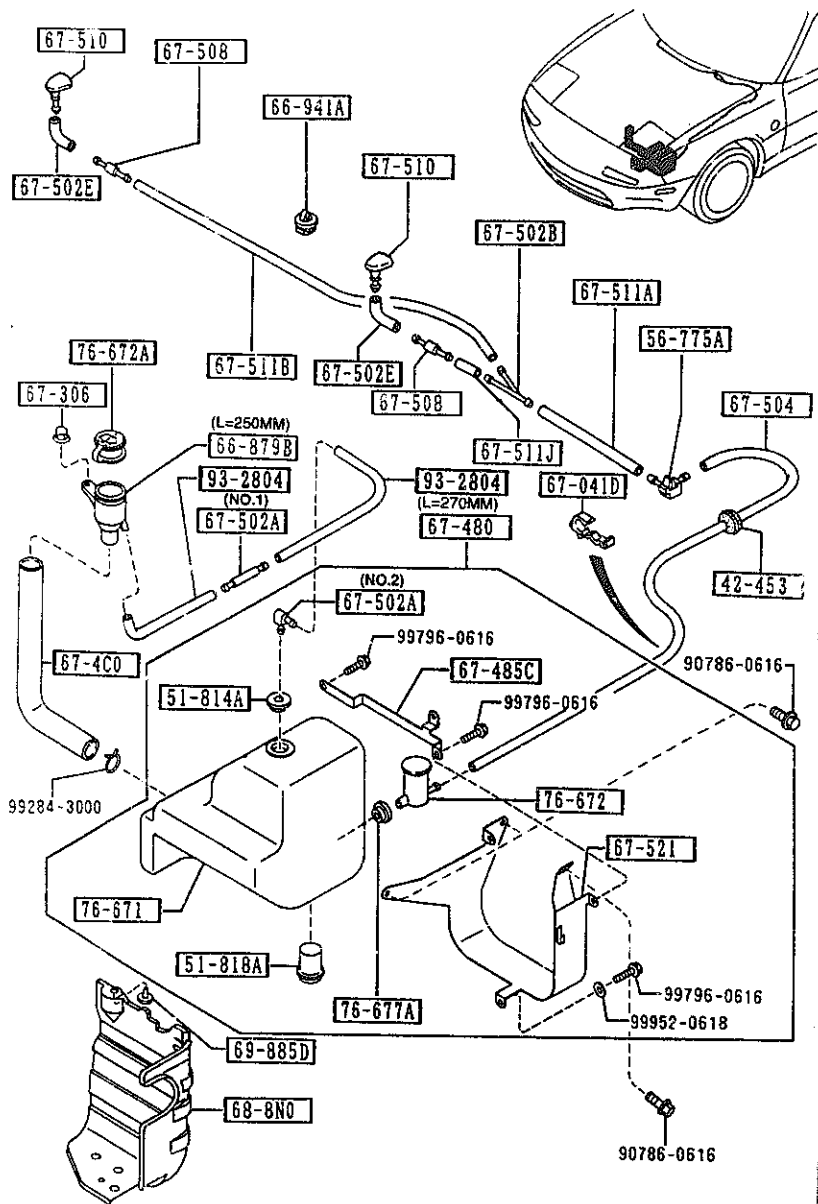
AUNA05

CAT. AUNA05-04

1997-07

6720 A WINDSHIELD WASHER  
(W/ANTI LOCK BRAKE)

6720 A-3 \* WINDSHIELD WASHER  
(W/ANTI LOCK BRAKE)

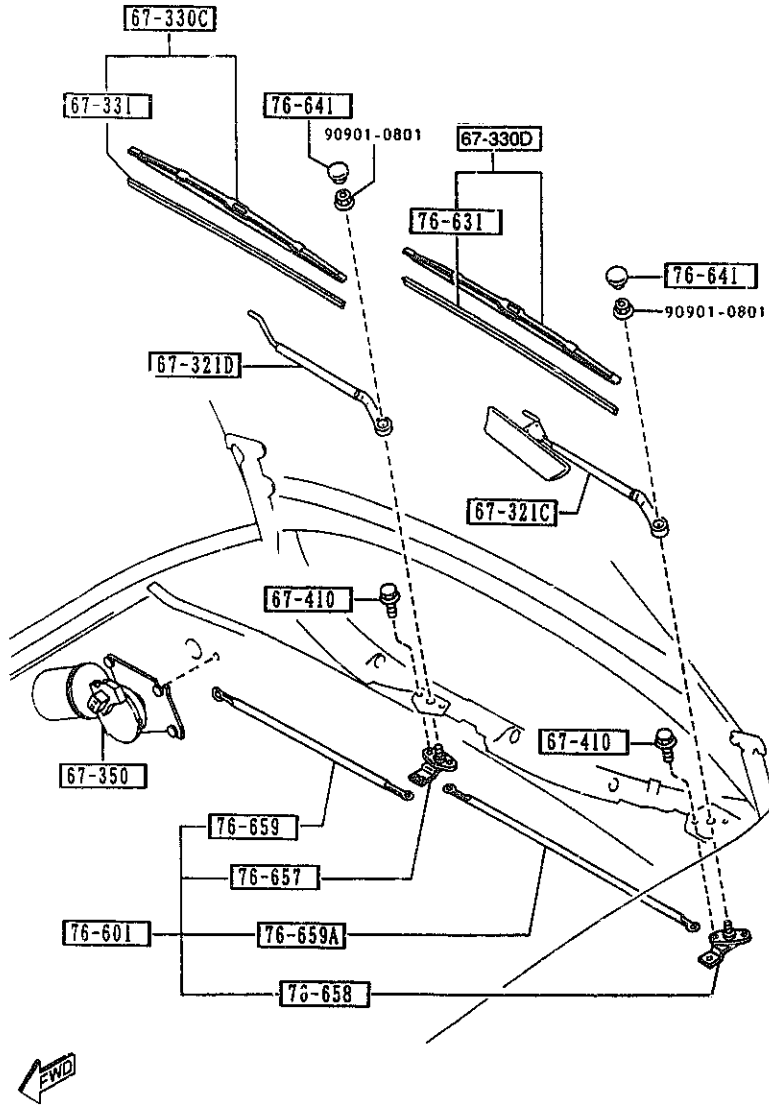


PART NO.	QTY	MODEL/RESTRICTION	MODEL/RESTRICTION	MODEL/RESTRICTION	FROM-TO
76-677A	1	GROMMET, WASHER TANK			
5084-76-677					
93-2804	1	PIPE, VINYL			
99328-04010		L=10M CUT IT TO USE			

AUNA05

CAT. AUNA05-04

1997-07

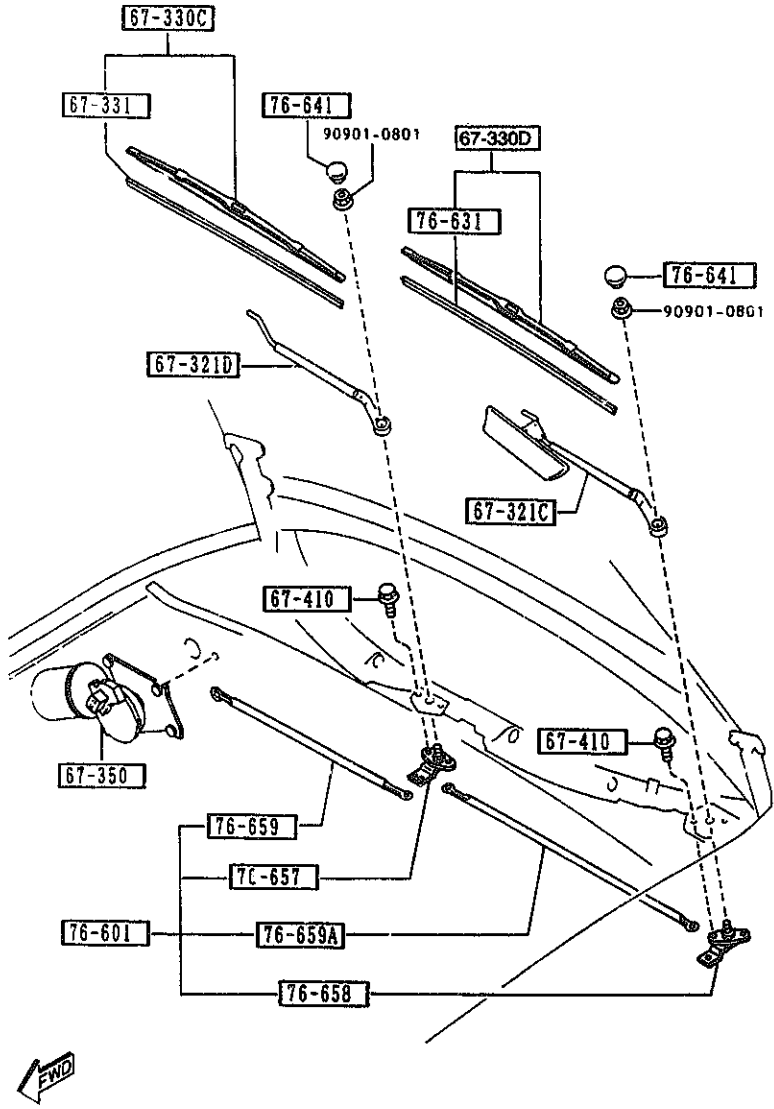


PART NO.	QTY	MODEL/RESTRICTION	MODEL/RESTRICTION	MODEL/RESTRICTION	FROM-TO
67-321C	1	ARM,WIPER-DRIVER SIDE			
NA01-67-321	1				
67-321D	1	ARM,WIPER-PASS. SIDE			
NA02-67-321	1				
67-330C	1	BLADE(R),WIPER-FRONT			
NA02-67-330A	1				-5201
A (BR72-67-330B)					
BR72-67-330B	1				5201-
67-330D	1	BLADE(L),WIPER-FRONT			
BM90-67-330B	1				-5201
A (BM95-67-330B)					
BM95-67-330B	1				5201-
67-331	1	RUBBER,BLADE-FRONT			
NO02-67-331	1				-5201
B461-67-331A	1				5201-
67-350	1	MOTOR,WIPER			
MA01-67-340B	1	(EXC.COLD SPEC)			
NA04-67-340A	1	(COLD SPEC)			
67-410	4	BOLT			
B455-67-369	4				
76-601	1	LINK,WIPER			
NA01-67-360A	1				
76-631	1	RUBBER,BLADE-FRONT			
D041-67-361	1				-5201
D040-67-331A	1				5201-
76-641	2	COVER,WIPER ARM-FRONT			
LA01-67-395A	2				
76-657	1	SHAFT,DRIVE NO.1			
NA01-67-363	1				
5201 NA35* -614193					

A1NA05

CAT. AUNA05-04

1997-07



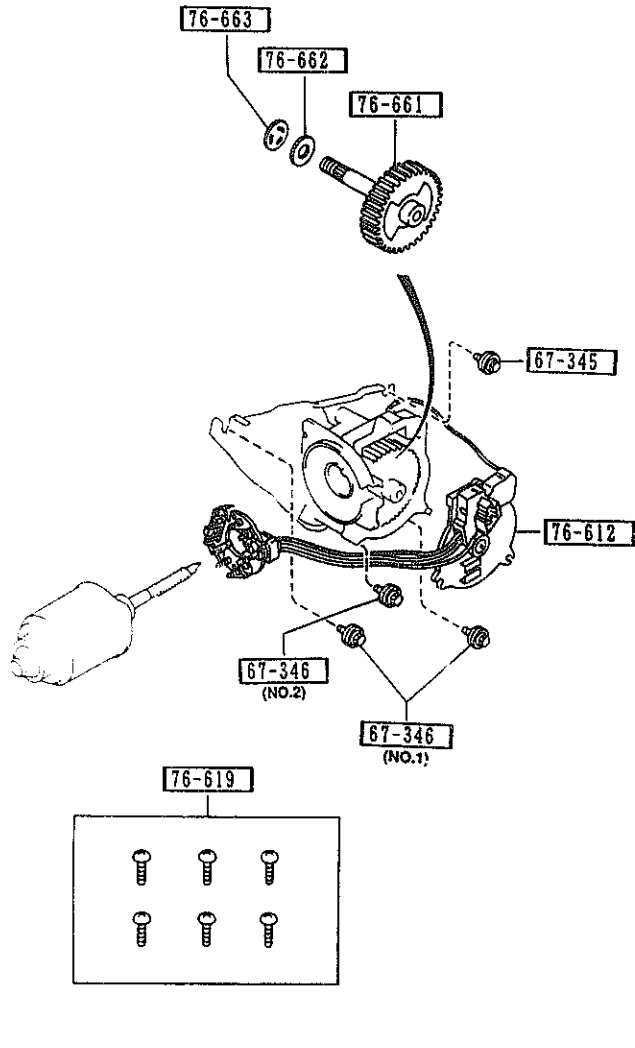
PART NO.	QTY	MODEL/RESTRICTION	MODEL/RESTRICTION	MODEL/RESTRICTION	FROM-TO
76-658		SHAFT, DRIVE NO. 2			
NA01-67-364	1				
76-659		ARM NO. 1, LINK			
NA01-67-361	1				
76-659A		ARM NO. 2, LINK			
NA01-67-362	1				



6740 -1 \* WIPER MOTOR COMPONENTS

6740 WIPER MOTOR COMPONENTS

COMPONENTS OF NA01-67-340B  
NA04-67-340A



PART NO.	QTY	MODEL/RESTRICTION	MODEL/RESTRICTION	MODEL/RESTRICTION	FROM-TO
↑-----↑ 67-345 ↓-----↓ NA01-67-345	1	SCREW, EARTH SET-MOTO R BRK			
↑-----↑ 67-346 ↓-----↓ NA01-67-346	2	SCREW, BRACKET-WIPER MOTOR (ILLUST. NO.1)			
NA23-67-346	1	(ILLUST. NO.2)			
↑-----↑ 76-612 ↓-----↓ NA23-67-351	1	PLATE, HOLDER-BRUSH (EXC. COLD SPEC)			
NA26-67-351	1	(COLD SPEC)			
↑-----↑ 76-619 ↓-----↓ NA03-76-619A	1	PARTS SET			
↑-----↑ 76-661 ↓-----↓ NA23-67-354	1	GEAR, SHAFT			
↑-----↑ 76-662 ↓-----↓ B094-76-662	1	WASHER			
↑-----↑ 76-663 ↓-----↓ B094-76-663	1	WASHER, TOOTHED			

AUNA05

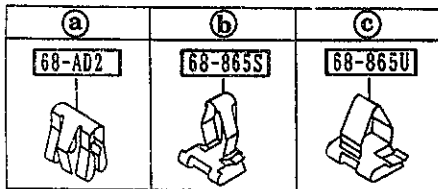
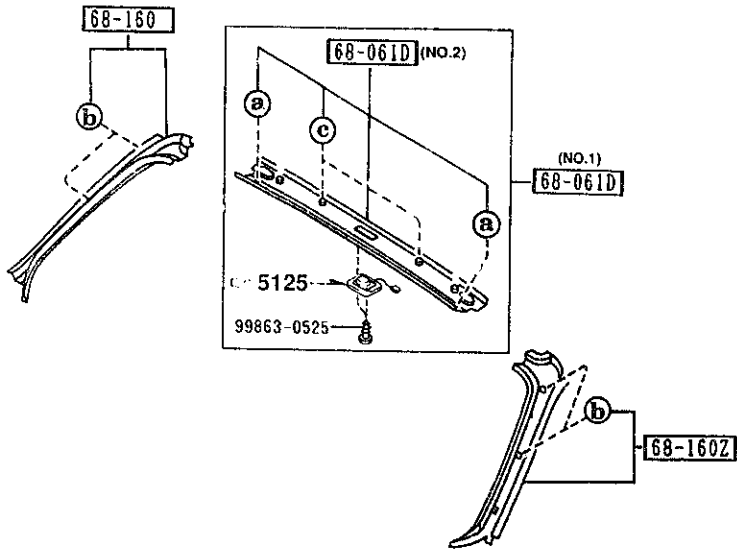
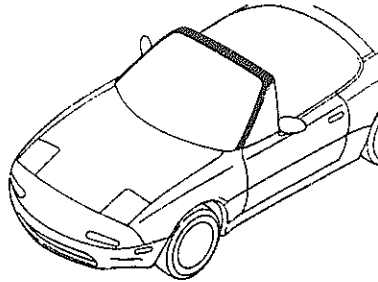
CAT. AUNA05-04

1997-07

3-G 5

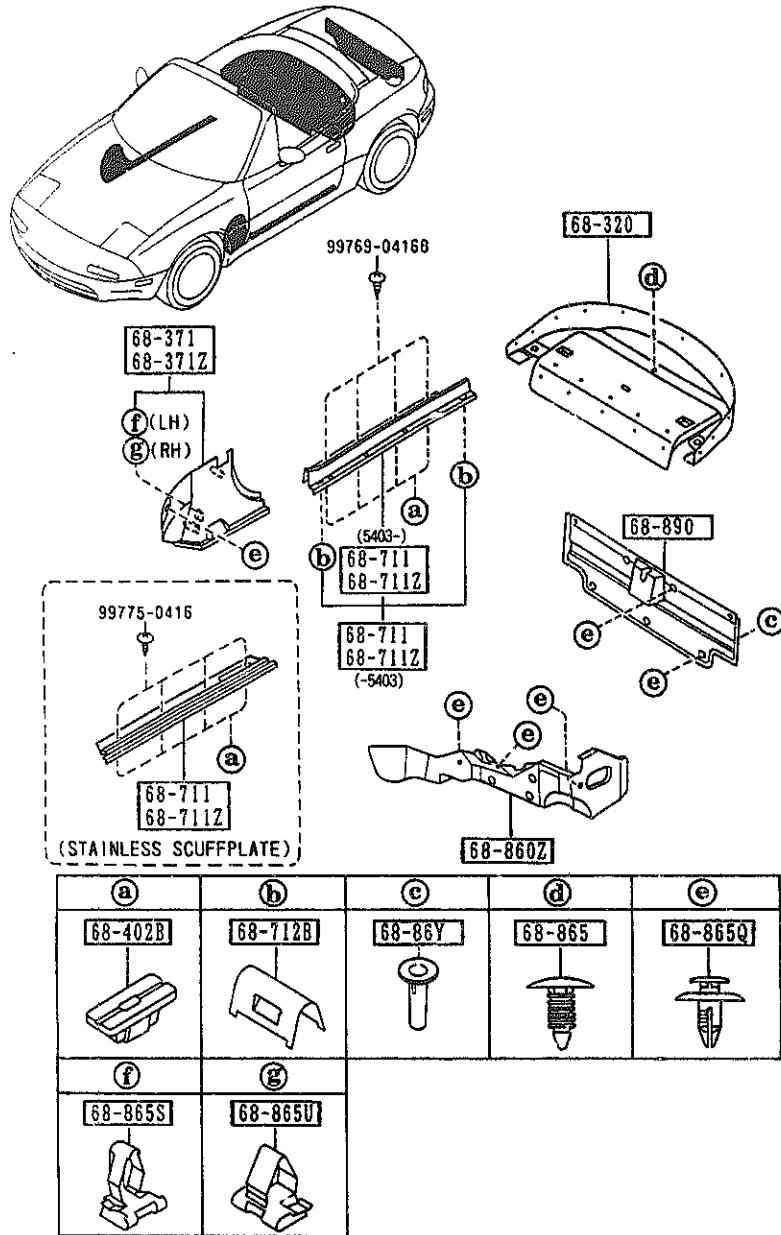
6820 FRONT HEADER TRIM & PILLAR TRIMS

6820 -1 \* FRONT HEADER TRIM & PILLAR TRIMS



PART NO.	QTY	MODEL/RESTRICTION	MODEL/RESTRICTION	MODEL/RESTRICTION	FROM-TO
68-AD2		CLIP			
B455-68-AD2	2				
68-061D		TRIM, FRONT HEADER			
NA01-68-090A	1	(ILLUST. NO.2)			-5301
00	INT-	NA3 NA4 NA5 NA6 NA7 BLACK			
NB38-68-09ZA	1	(ILLUST. NO.1) (*96 MODEL)			-6418
00	INT-	NA3 NA4 NA5 NA6 NA7 NAB BLACK			
NA01-68-090B	1	(ILLUST. NO.2)			5301-5420
00	INT-	NA3 NA4 NA5 NA6 NA7 BLACK			
NA01-68-090C	1	(ILLUST. NO.2)			5420-6418
00	INT-	NA3 NA4 NA5 NA6 NA7 NAB BLACK			
*NA01-68-090D	1	(ILLUST. NO.2)			6418-
*00	INT-	NA3 NA4 NA5 NA6 NA7 NAB BLACK			
68-160		TRIM(R), 'A' PILLAR			
NA01-68-160	1				
00	INT-	NA3 NA4 NA5 NA6 NA7 NAB BLACK			
68-160Z		TRIM(L), 'A' PILLAR			
NA01-68-170	1				
00	INT-	NA3 NA4 NA5 NA6 NA7 NAB BLACK			
68-865S		CLIP, TRIM			
GJ12-68-865	4				
68-865U		CLIP, TRIM			
GJ21-68-865	2				

5301 NA35\* -616742  
 5420 NA35\* -620023  
 6418 NA35\*\* -718226

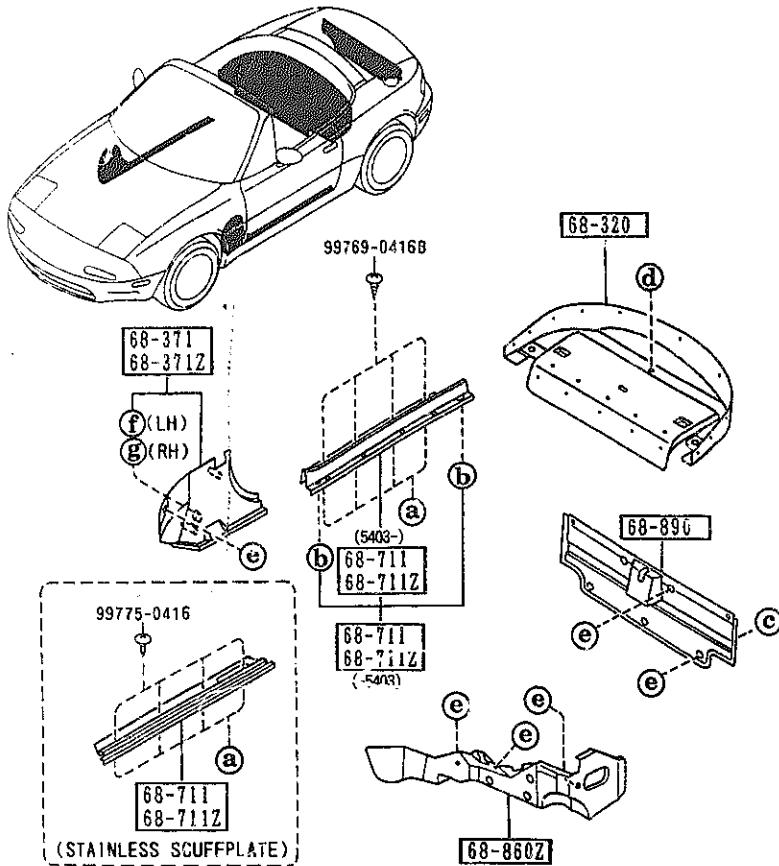


PART NO.	QTY	MODEL/RESTRICTION	MODEL/RESTRICTION	MODEL/RESTRICTION	FROM-TO
68-320		TRAY, REAR PACKAGE			
NA01-68-3F1C	1	(UNWOVEN CLOTH) ( '95 MODEL)			
00	INT-	NA3 BLACK			
88	INT-	NA4 NA5 TAN			
NB13-68-3F1	1	M-25-ED, (CUT PAIL CARPET) ( '95 MODEL)			
33	INT-	NA5 TAN			
NB38-68-3F1	1	( '96 MODEL)			
02	INT-	NA3 NA7 BLACK			
88	INT-	NA4 NA5 TAN			
68-371		TRIM(R), FRONT SIDE			
NA75-68-370	1				
00	INT-	NA3 NA7 NAB BLACK			
88	INT-	NA4 NA5 TAN			
68-371Z		TRIM(L), FRONT SIDE			
NA01-68-390	1				
00	INT-	NA3 NA7 NAB BLACK			
88	INT-	NA4 NA5 TAN			
68-402B		GROMMET, SCREW			
FA54-68-719B	8				
68-711		PLATE(R), FRONT SCUFF			
NA01-68-710	1	(PLASTIC)			-5403
00	INT-	NA3 NA4 NA5 NA6 NA7 BLACK			
NA02-68-710 A (NA02-68-710A)	1	OPT, (STAINLESS)			-5901
NA01-68-711	1	(PLASTIC)			5403-
00	INT-	NA3 NA4 NA5 NA6 NA7 NAB BLACK			
NA02-68-710A	1	OPT, (STAINLESS)			5901-
68-711Z		PLATE(L), FRONT SCUFF			
NA01-68-720	1	(PLASTIC)			-5403
5403 NA35* -619601 5901 NA3** -702989					

AUNA05

CAT. AUNA05-04

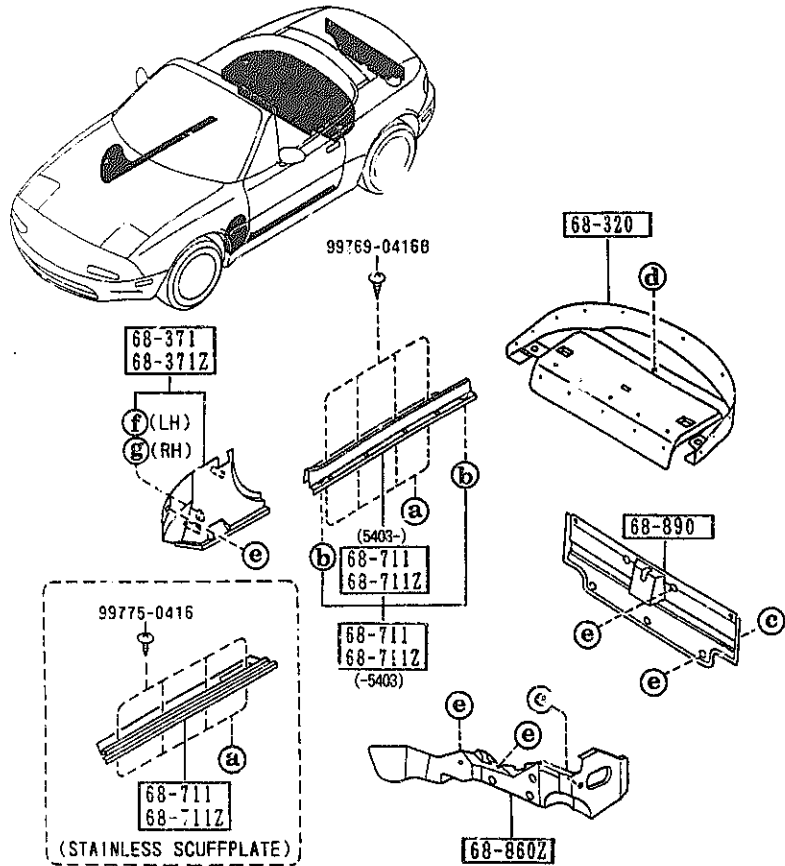
1997-07



<b>a</b>	<b>b</b>	<b>c</b>	<b>d</b>	<b>e</b>
68-402B	68-712B	68-86Y	68-865	68-865Q
<b>f</b>	<b>g</b>			
68-865S	68-865U			

PART NO.	QTY	MODEL/RESTRICTION	MODEL/RESTRICTION	MODEL/RESTRICTION	FROM-TO
CONT'D					
00	INT-	NA3 NA4 NA5 NA6 NA7 BLACK			
NA02-68-720 A (NA02-68-720A)	1	OPT, (STAINLESS)			-5901
NA01-68-721	1	(PLASTIC)			5403-
00	INT-	NA3 NA4 NA5 NA6 NA7 NAB BLACK			
NA02-68-720A AN(NA02-68-720B)	1	OPT, (STAINLESS)			5901-6101
*NA02-68-720B	1	OPT, (STAINLESS)			6101-
68-712B		CLIP			
B235-68-712	4				-4801
68-86Y		CAP,SEAL-TRUNK END T RIM			
KA01-68-86YA	3				
68-860Z		TRIM(L),TRUNK SIDE			
N026-68-871	1				-5106
00	INT-	NA3 NA4 NA5 BLACK			
N026-68-871A	1				5106-
04	INT-	NA3 NA4 NA5 NA6 NA7 NAB BLACK			
68-865		FASTENER			
G052-68-865A	18				
00	INT-	NA3 BLACK			
67	INT-	NA5 TAN			
68-865Q		FASTENER			
GJ21-68-885B	12				
00	INT-	NA3 NA4 NA5 NA6 NA7 NAB BLACK			
88	INT-	NA4 NA5 TAN			
68-865S		CLIP,TRIM			
GJ12-68-865	1				
68-865U		CLIP,TRIM			
GJ21-68-865	1				







4B01 NA35\* -606043  
 5106 NA35\* -612133  
 5403 NA35\* -619601  
 5901 NA35\* -702989  
 6101 NA35\* -708969

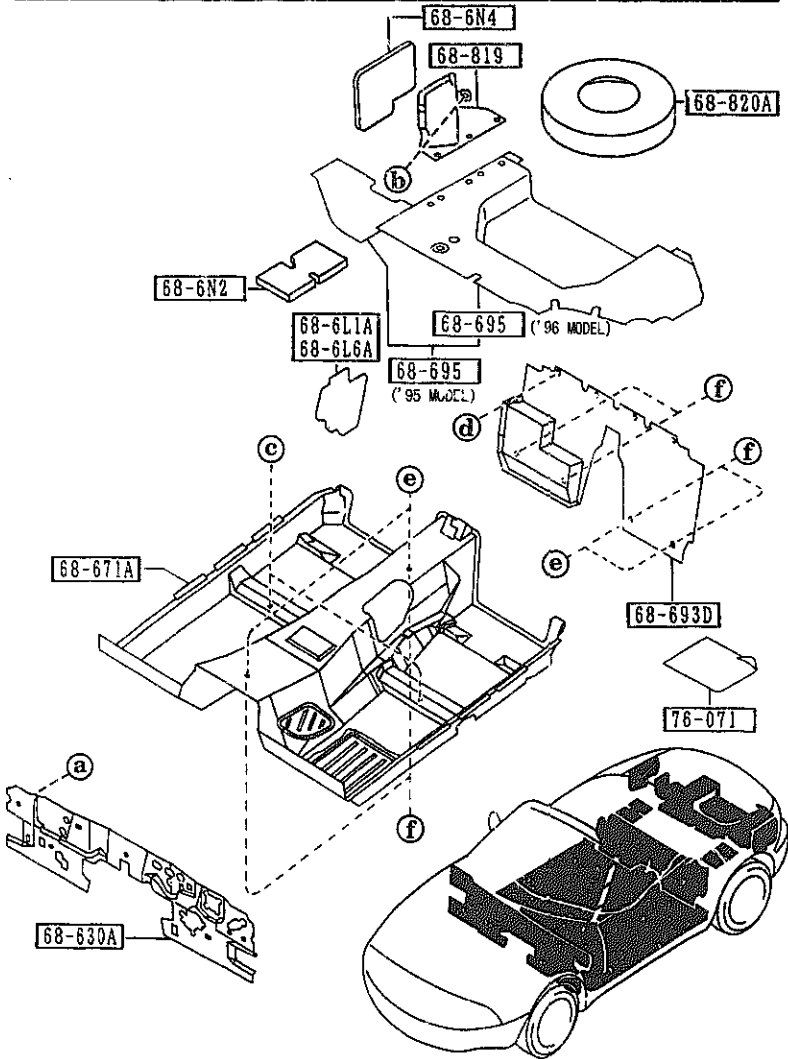


<b>(a)</b> 68-402B 	<b>(b)</b> 68-712B 	<b>(c)</b> 68-86Y 	<b>(d)</b> 68-865 	<b>(e)</b> 68-865Q 
<b>(f)</b> 68-865S 	<b>(g)</b> 68-865U 			

PART NO.	QTY	MODEL/RESTRICTION	MODEL/RESTRICTION	MODEL/RESTRICTION	FROM-TO
68-890		TRIM, TRUNK END			
NA01-68-891	1				-5106
00	INT-	NA3 NA4 NA5 BLACK			
NA01-68-891A	1				5106-
04	INT-	NA3 NA4 NA5 NA6 NA7 NA8 BLACK			
5106 NA35* -612163					

6860 FLOOR MATS & PADS

a	b	c	d	e	f
68-615B 	68-615B 	69-885C 	68-865 	68-865D 	68-866C 
(NO.1)	(NO.2)				



6860 -1 FLOOR MATS & PADS

PART NO.	QTY	MODEL/RESTRICTION	MODEL/RESTRICTION	MODEL/RESTRICTION	FROM-TO
68-6L1A		COVER(R),HOLE			
NA01-68-6L1	1				
68-6L6A		COVER(L),HOLE			
NA01-68-6L6	1				
68-6N2		INSULA.FOR,RR FLOOR			
NA01-68-6N2	2				
68-6N4		PAD,RR FENDER			
NA01-68-6N4	1				
68-615B		NUT,FLANGE-CAP			
B100-68-615	5	(ILLUST. NO.1)			
NA01-68-615	1	(ILLUST. NO.2)			
68-630A		INSULATOR,DASHBOARD			
NA01-68-631D	1				
68-671A		MAT,FLOOR			
NA75-68-670	1	BASE, P.E.GR, PKG-A, PKG-B, R-PKG, (UNWOVEN CLOTH,USA M AKE) ('95 MODEL)			
00	INT-	NA3 BLACK			
NA76-68-670A	1	L-PKG, PKG-C, (UNWOVEN CLOTH,JAPAN MAKE) ('95 MODEL)			
88	INT-	NA4 NA5 TAN			
NB13-68-670	1	M-25-ED, (CUT PAIR CARPET) ('95 MODEL)			
33	INT-	NA5 TAN			
NB38-68-670	1	('96 MODEL)			6601
02	INT-	NA3 BLACK			
88	INT-	NA4 NA5 TAN			
*NB38-68-670A	1	('96 MODEL)			6601-
* 02	INT-	NA3 BLACK			
* 88	INT-	NA4 NA5 TAN			
6601 NA3** -719621					

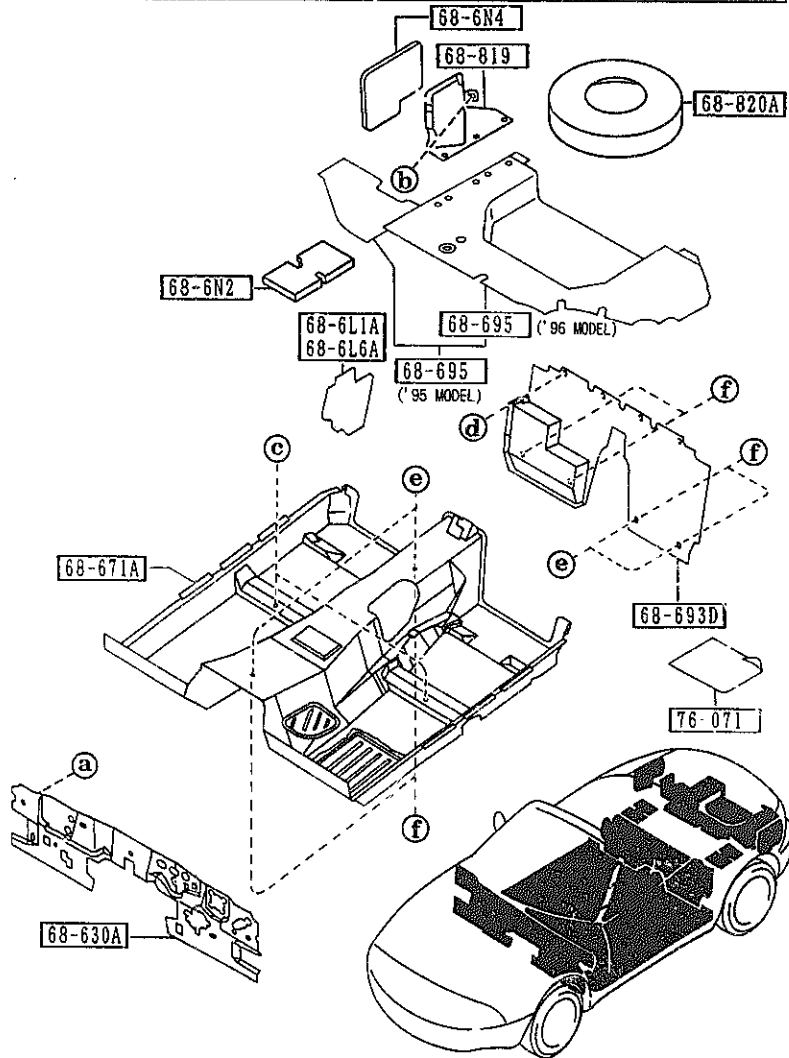
AUNA05

CAT. AUNA05-04

1997-07

6860 FLOOR MATS & PADS

a	b	c	d	e	f
68-615B	68-615B	69-885C	68-865	68-865D	68-866C
(NO.1)	(NO.2)				



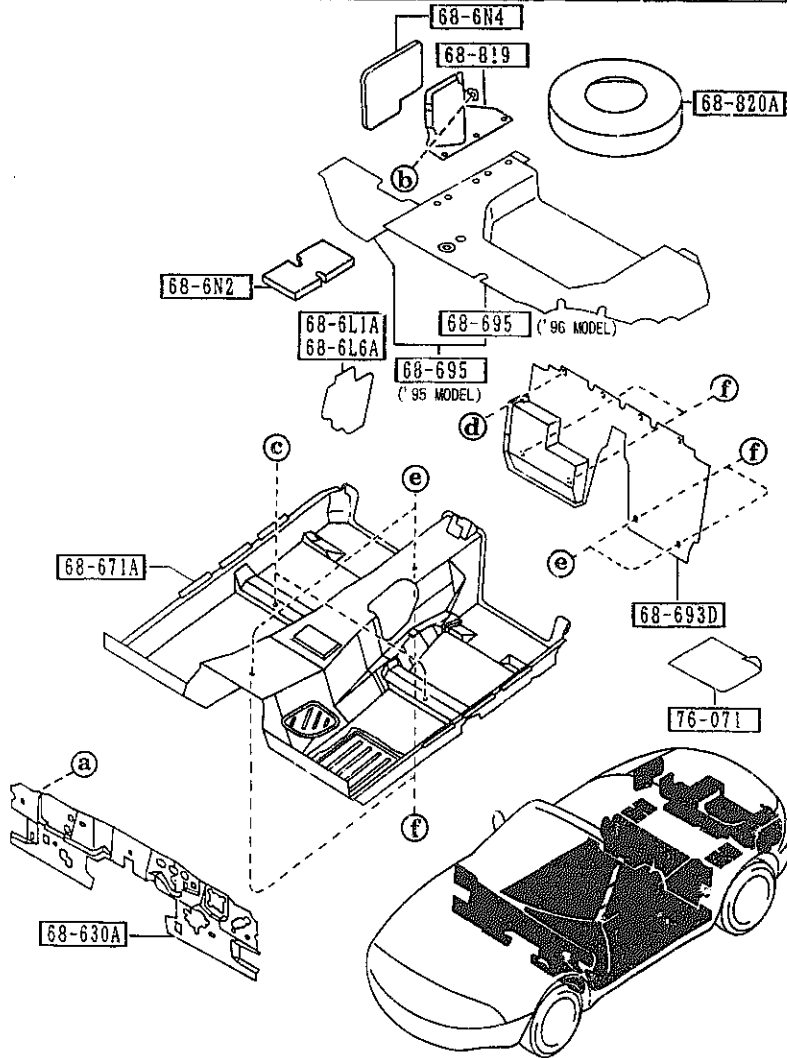
6860 -2 FLOOR MATS & PADS

PART NO.	QTY	MODEL/RESTRICTION	MODEL/RESTRICTION	MODEL/RESTRICTION	FROM-TO
68-693D					
NA75-68-693	1	MAT, REAR END BASE, P.E.GR, PKG-A, PKG-B, R-PKG, (UNWOVEN CLOTH, USA M AKE) (*95 MODEL)			
00	INT-	NA3 BLACK			
NA76-68-693A	1	L-PKG, PKG-C, (UNWOVEN CLOTH, JAPAN MAKE) (*95 MODEL)			
88	INT-	NA4 NA5 TAN			
NB13-68-693	1	M-25-ED, (CUT PAIR CARPET) (*95 MODEL)			
33	INT-	NA5 TAN			
NB38-68-693	1	(*96 MODEL)			
02	INT-	NA3 BLACK			
88	INT-	NA4 NA5 TAN			
68-695					
NA01-68-811A	1	MAT, TRUNK ROOM (*96 MODEL)			
04	INT-	NA3 NA4 NA5 NA6 NA7 NA8 BLACK			-5106
NO26-68-811A	1	(*95 MODEL)			
00	INT-	NA3 NA4 NA5 BLACK			
NO26-68-811B	1	(*95 MODEL)			5106-
04	INT-	NA3 NA4 NA5 NA6 NA7 BLACK			
68-819					
NA01-68-819B	1	COVER, BATTERY			-5106
00	INT-	NA3 NA4 NA5 BLACK			
NA01-68-819C	1				5106-
04	INT-	NA3 NA4 NA5 NA6 NA7 NA8 BLACK			
68-820A					
NA01-68-8P9A	1	COVER, SPARE TIRE			
68-865					
G032-68-865A	4	FASTENER			

5106 NA35\* -612163

6860 FLOOR MATS & PADS

(a)	(b)	(c)	(d)	(e)	(f)
68-615B	68-615B	69-885C	68-865	68-865D	68-866C
(NO.1)	(NO.2)				



6860 -3 \* FLOOR MATS & PADS

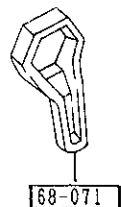
PART NO.	QTY	MODEL/RESTRICTION	MODEL/RESTRICTION	MODEL/RESTRICTION	FROM TO
CONT'D					
00	INT-	NA3 BLACK			
67	INT-	NA5 TAN			
		↑ 68-865D ↓	FASTENER		
S083-68-865A	4				
00	INT-	NA3 NA7 NA8 BLACK			
88	INT-	NA4 NA5 TAN			
		↑ 68-866C ↓	FASTENER, SEAL		
B235-68-865A	4	L-PKG, PKG-C, (UNWOVEN CLOTH, JAPAN MAKE) (*95 MODEL)			
B235-68-865A	6	M-25-ED, BASE, P.E.G R, PKG-A, PKG-B, R-P KG, (CUT PAIR CARPET) (UNWOVEN CLOTH, USA M AKE) (*95 MODEL)			
B235-68-865A	4	(*96 MODEL)			
		↑ 69-885C ↓	FASTENER		
U854-68-885	2				
00	INT-	NA3 NA4 NA5 NA6 NA7 NA8 BLACK			
		↑ 76-071 ↓	SILENCER, FLOOR		
0208-76-071	1	30CMX30CM			

AUNA05


CAT. AUNA05-04

1997-07

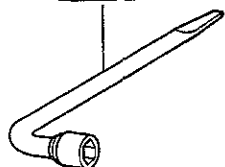




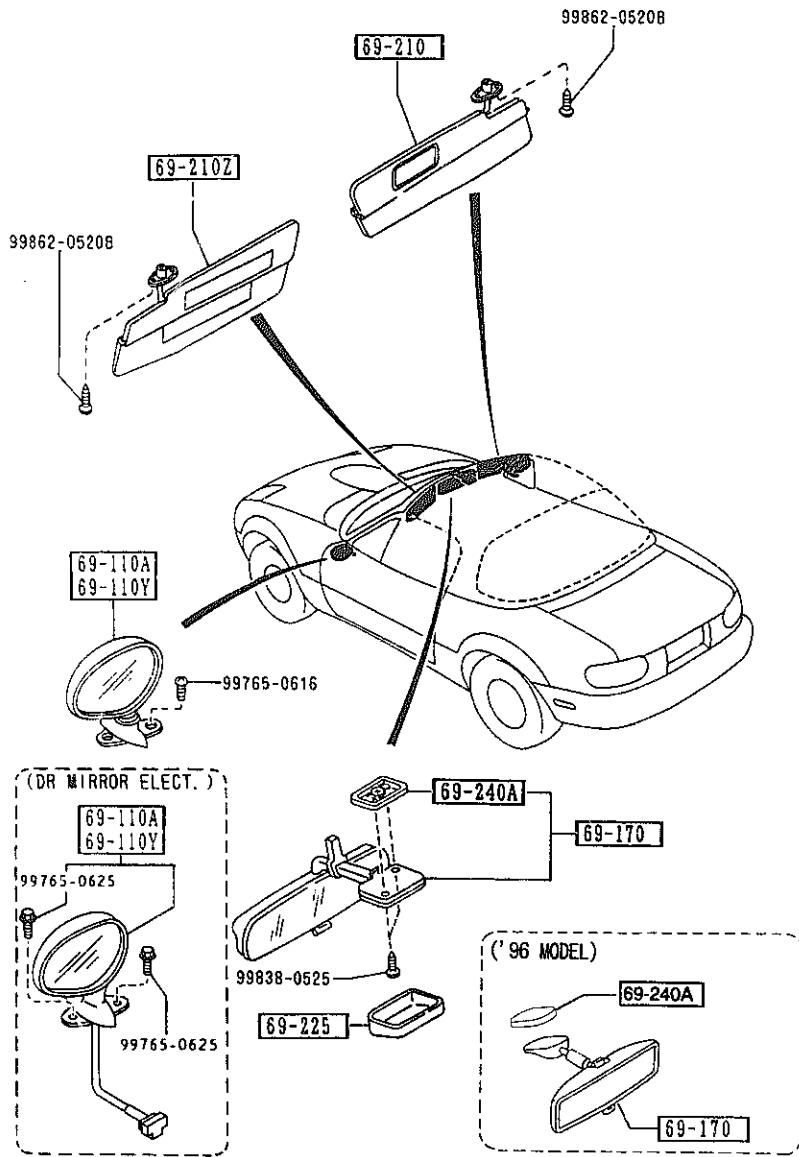
68-660A



68-070



PART NO.	QTY	MODEL/RESTRICTION	MODEL/RESTRICTION	MODEL/RESTRICTION	FROM-TO
-----+   68-070   -----+		WRENCH,HUB NUT			
NA01-68-070	1				
-----+   68-071   -----+		WRENCH,WHEEL CAP			
F057-68-071	1				
-----+   68-660A   -----+		TOOL SET			
NA01-69-650	1				
-----+   68-670   -----+		BAG,TOOL			
NA01-69-670	1				

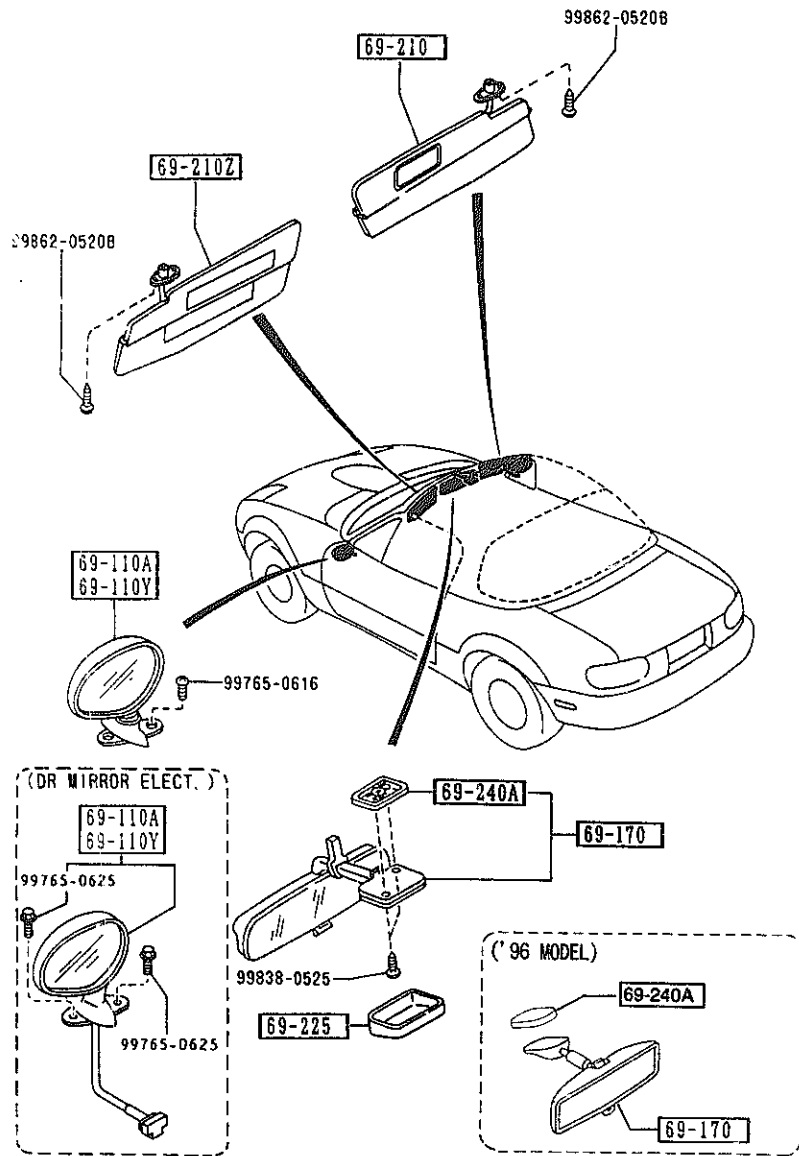


PART NO.	QTY	MODEL/RESTRICTION	MODEL/RESTRICTION	MODEL/RESTRICTION	FROM-TO
69-110A		MIRROR(R), DOOR			
NA52-69-120C	1	M-25-ED, P.E.GR, L-P KG, PKG-A, PKG-B, PK G-C, (ELECT.)			
* A5	EXT-	A5 SATELLITE BLUE MC			
HU	EXT-	HU NEO GREEN			
M8	EXT-	M8 MONTEGO BLUE M			
PT	EXT-	PT CHAST WHITE			
PZ	EXT-	PZ BRILLIANT BLACK			
SU	EXT-	SU CLASSIC RED			
18	EXT-	A1Q ARTVIN RED MC			
6W	EXT-	6W LAGUNA BLUE M.			
NA05-69-120B	1	BASE, R-PKG, (MANUAL)			-5201
HU	EXT-	HU NEO GREEN			
PT	EXT-	PT CHAST WHITE			
PZ	EXT-	PZ BRILLIANT BLACK			
SU	EXT-	SU CLASSIC RED			
6W	EXT-	6W LAGUNA BLUE M.			
NA05-69-120C	1	BASE, R-PKG, (MANUAL)			5201-
* A5	EXT-	A5 SATELLITE BLUE MC			
HU	EXT-	HU NEO GREEN			
M8	EXT-	M8 MONTEGO BLUE M			
PT	EXT-	PT CHAST WHITE			
PZ	EXT-	PZ BRILLIANT BLACK			
SU	EXT-	SU CLASSIC RED			
18	EXT-	A1Q ARTVIN RED MC			
6W	EXT-	6W LAGUNA BLUE M.			
69-110Y		MIRROR(L), DOOR			
NA52-69-180C	1	M-25-ED, P.E.GR, L-P KG, PKG-A, PKG-B, PK G-C, (ELECT.)			
* A5	EXT-	A5 SATELLITE BLUE MC			
HU	EXT-	HU NEO GREEN			
M8	EXT-	M8 MONTEGO BLUE M			
5201 NA35* -614193					

AUNA05

CAT. AUNA05-04

1997-07

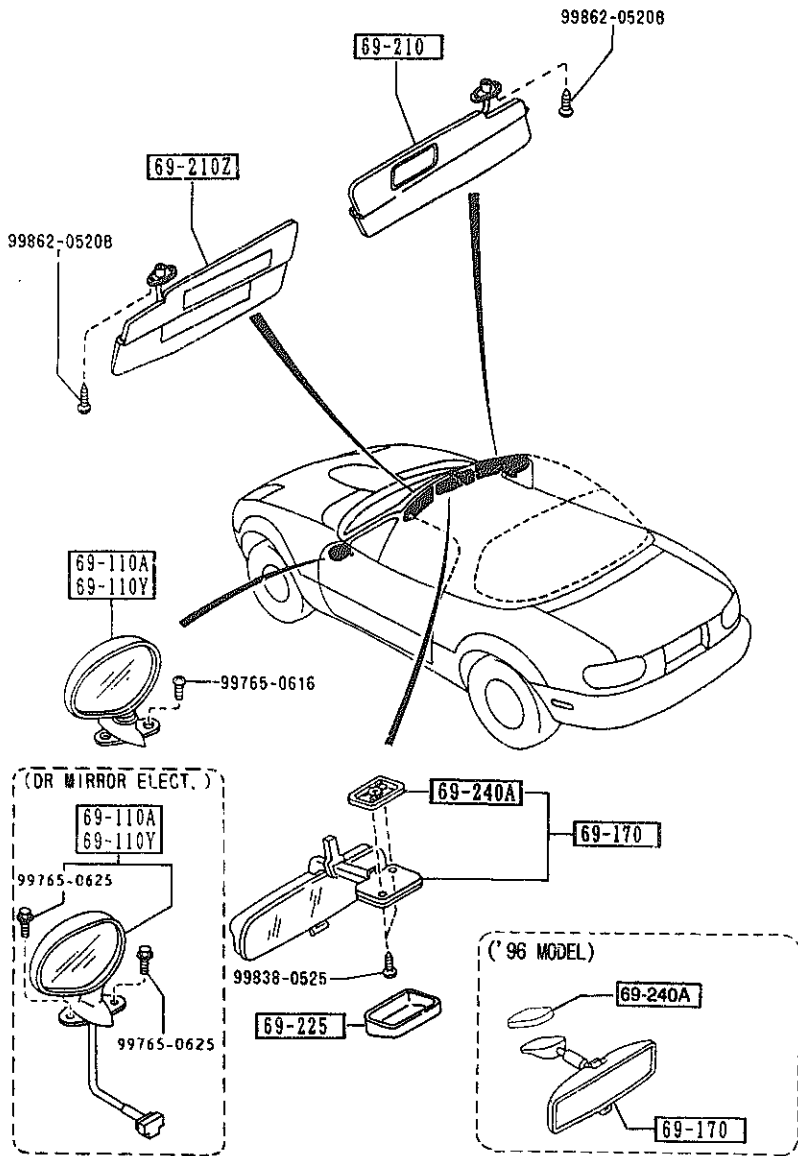


PART NO.	QTY	MODEL/RESTRICTION	MODEL/RESTRICTION	MODEL/RESTRICTION	FROM-TO
<b>CONT'D</b>					
PT	EXT-	PT CHAST WHITE			
PZ	EXT-	PZ BRILLIANT BLACK			
SU	EXT-	SU CLASSIC RED			
18	EXT-	A1Q ARTVIN RED MC			
6W	EXT-	6W LAGUNA BLUE M.			
NA05-69-180B	1	BASE, R-PKG, (MANUAL)			-5201
HU	EXT-	HU NEO GREEN			
PT	EXT-	PT CHAST WHITE			
PZ	EXT-	PZ BRILLIANT BLACK			
SU	EXT-	SU CLASSIC RED			
6W	EXT-	6W LAGUNA BLUE M.			
NA05-69-180C	1	BASE, R-PKG, (MANUAL)			5201-
* A5	EXT-	A5 SATELLITE BLUE MC			
HU	EXT-	HU NEO GREEN			
M8	EXT-	M8 MONTEGO BLUE M			
PT	EXT-	PT CHAST WHITE			
PZ	EXT-	PZ BRILLIANT BLACK			
SU	EXT-	SU CLASSIC RED			
18	EXT-	A1Q ARTVIN RED MC			
6W	EXT-	6W LAGUNA BLUE M.			
		↑ 69-170 ↓	MIRROR, INTERIOR		
H082-69-220A	1	( '96 MODEL)			
NA01-69-220A	1	( '95 MODEL)			
		↑ 69-210 ↓	SUN VISOR(R)		
NB12-69-270A	1	(W/AIR BAG-DRIV.&PAS S. SIDE)			
02	INT-	NA3 NA4 NA5 NA7 BLACK			
		↑ 69-210Z ↓	SUN VISOR(L)		
NB11-69-320A	1	( '95 MODEL)			
02	INT-	NA3 NA4 NA5 NA7 BLACK			
NB11-69-320B	1	( '96 MODEL)			
5201 NA35* -614193					

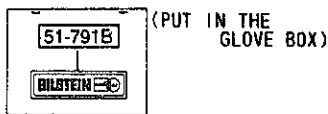
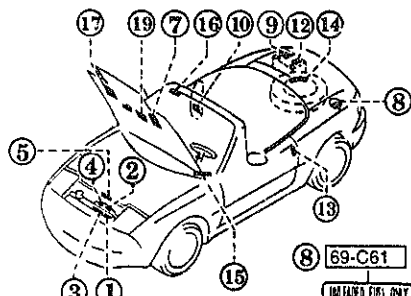
AUNA05

CAT. AUNA05-04

1997-07



PART NO.	QTY	MODEL/RESTRICTION	MODEL/RESTRICTION	MODEL/RESTRICTION	FROM-TO
<b>CONT'D</b>					
02	INT-	NA3 NA4 NA5 NA7 NAB BLACK			
		↑ 69-225 ↓			
		COVER, INTERIOR MIRROR			
GJ21-69-225	1	('95 MODEL)			
00	INT-	NA3 NA4 NA5 NA6 NA7 BLACK			
		↑ 69-240A ↓			
		BASE, INTERIOR MIRROR			
BC1C-69-240	1	('96 MODEL)			
NA01-69-240	1	('95 MODEL)			



(PUT IN THE REAR CONSOLE BOX)



69-A13

69-021A

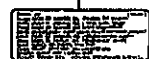


69-037



69-C61  
UNLEADED FUEL ONLY

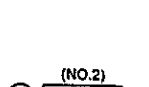
(NO.1)  
69-064




(NO.2)  
69-064



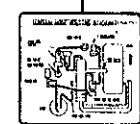
69-D51




69-041




69-044A



(NO.2)  
69-064



69-014



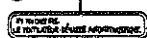
69-014A




(NO.1)  
15-031




(NO.2)  
15-031




15-201



15-201A



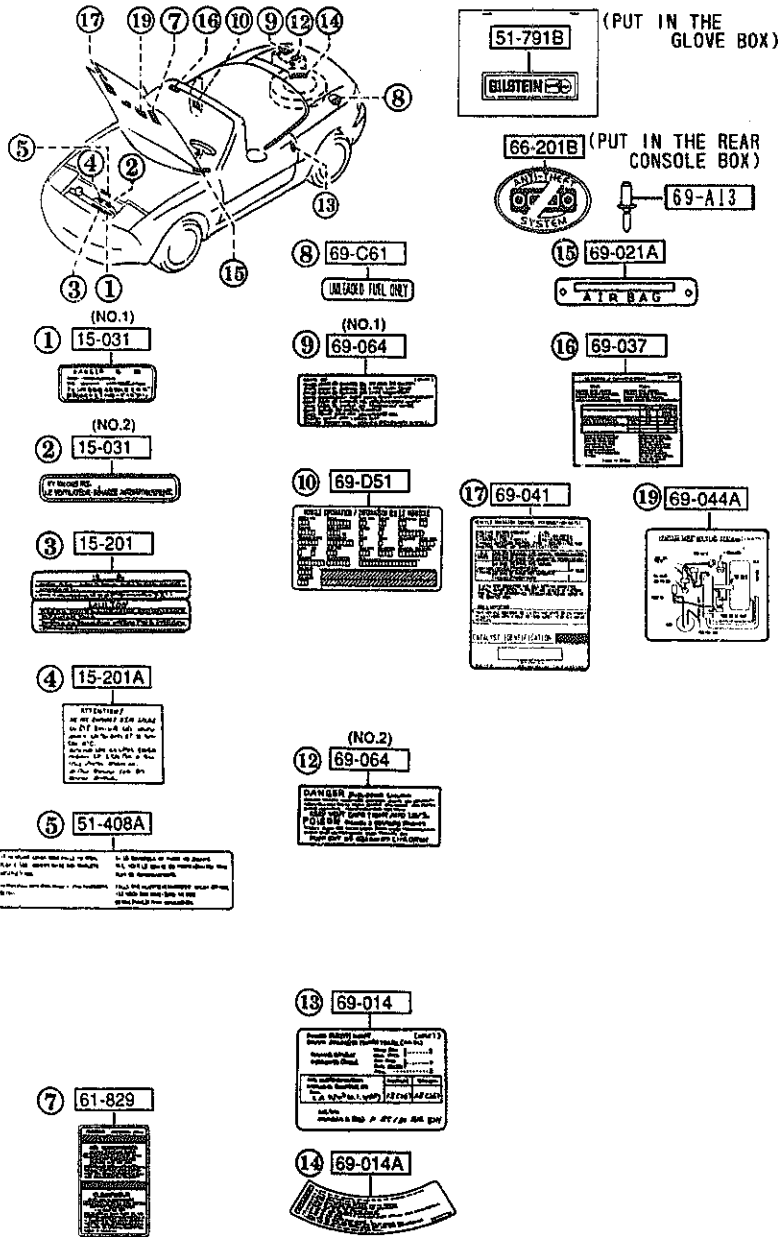
51-408A



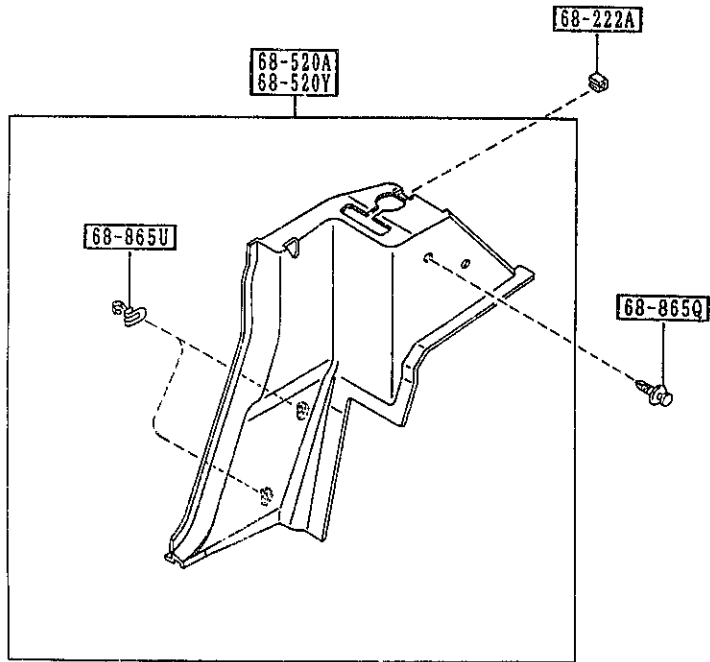
61-829



PART NO.	QTY	MODEL/RESTRICTION	MODEL/RESTRICTION	MODEL/RESTRICTION	FROM-TO
15-031	1	LABEL, CAUTION ENGLISH (ILLUST. NO.1)			
6660-15-031	1	LABEL, CAUTION FRENCH (ILLUST. NO.2)			
15-201	1	PLATE, CAUTION			
0488-15-201	1	LABEL, CAUTION-RADIATOR			
15-201A	1	LABEL, CAUTION-RETRACTABLE			
8791-15-201	1	LABEL, BILSTEIN (BILSTEIN DAMP.)			
51-408A	1	LABEL, CAUTION			
NA04-51-502	1	LABEL, CAUTION			
61-829	1	LABEL, ANTI THEFT-AUDIO			
FD16-61-439B	1	RIVET, BAND-MODEL PLATE			
66-201B	1	LABEL, UNLEADED FUEL			
NA01-66-201	1	LABEL, VEHICLE INFORMATION VIN NO. IS REQUIRED			
69-A13	2	LABEL, TIRE			
6J21-69-A13	2	LABEL, TEMPORARY TIRE			
69-C61	1	ENGLISH			
UB40-69-C61	1				
69-D51	1				
B001-69-D51	1				
69-014	1				
NA01-69-014 A (NA01-69-014A)	1				-4A01
NA01-69-014A	1				4A01-
69-014A	1				
BF68-69-073	1				
4A01 NA35* -603621					

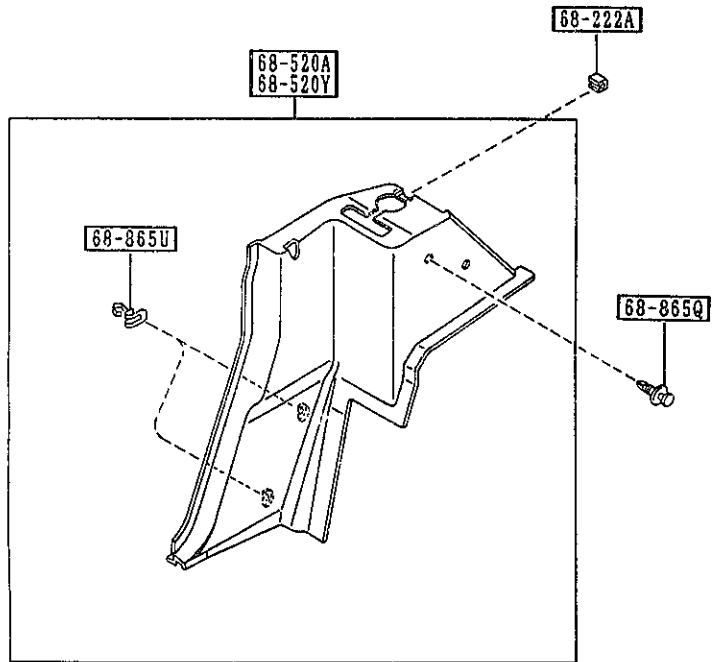


PART NO.	QTY	MODEL/RESTRICTION	MODEL/RESTRICTION	MODEL/RESTRICTION	FROM-TG
CONT'D BF69-69-073B	1	FRENCH			
----- 69-021A -----		PLATE, CAUTION			
NA01-69-068A	1				
----- 69-037 -----		LABEL, FUEL ECONOMY			
NB38-69-042	1	(W/FUEL CONSUMPTION LABEL) (*'96 MODEL)			
----- 69-041 -----		LABEL, EMISSION			
NB11-69-036	1	ENGLISH (*'95 MODEL)			
NB38-69-036	1	(*'96 MODEL)			
----- 69-044A -----		LABEL, VAC. DIAPHRAGM			
NA75-69-044	1	(*'95 MODEL)			
NB38-69-044	1	(*'96 MODEL)			
----- 69-064 -----		LABEL, BATTERY			
FA03-69-C72A	1	(ILLUST. NO.1)			
FA01-69-064A	1	(ILLUST. NO.2)			



PART NO.	QTY	MODEL/RESTRICTION	MODEL/RESTRICTION	MODEL/RESTRICTION	FROM-TO
68-222A		COVER, HOLE			
NA01-68-222A	2				
00	INT-	NA3 NA6 NA7 NA8 BLACK			
88	INT-	NA4 NA5 TAN			
68-520A		TRIM(R), QUARTER			
NA75-68-520	1	(W/O DETACHABLE HARD TOP)			
00	INT-	NA3 NA6 NA7 NA8 BLACK			
88	INT-	NA4 NA5 TAN			
NA76-68-520	1	OPT, (W/DETACHABLE HARD T OP)			
00	INT-	NA3 NA6 NA7 NA8 BLACK			
88	INT-	NA4 NA5 TAN			
68-520Y		TRIM(L), QUARTER			
NA75-68-550	1	(W/O DETACHABLE HARD TOP)			
00	INT-	NA3 NA6 NA7 NA8 BLACK			
88	INT-	NA4 NA5 TAN			
NA76-68-550	1	OPT, (W/DETACHABLE HARD T OP)			
00	INT-	NA3 NA6 NA7 NA8 BLACK			
88	INT-	NA4 NA5 TAN			
68-865Q		FASTENER			
GJ21-68-885B	2				-4B01
00	INT-	NA3 NA4 NA6 NA7 NA5 NA8 BLACK			
88	INT-	NA4 NA5 TAN			
B499-68-AC3	2				4B01-
00	INT-	NA3 BLACK			
69	INT-	NA5 TAN			
68-865U		CLIP, TRIM			
4B01 NA35* -606043					





PART NO.	QTY	MODEL/RESTRICTION	MODEL/RESTRICTION	MODEL/RESTRICTION	FROM-TO
CONT'D 6J21-68-865	4				